

“UNIVENDOR”®

MAIN INDEX

SAFETY MANUAL	PAGES 1-9
MAIN INDEX	i
INTRODUCTION AND IDENTIFICATION.....	ii
SPECIFICATIONS.....	ii
COLLECTIVE INDEX.....	iii
PARTS SECTION.....	SECTIONS A – F
QUICK THUMB INDEX.....	A1
PARTS, SALES, AND SERVICE CENTERS.....	A2
READING A PARTS LIST.....	A3
QUICK REFERENCE WIRING GUIDE.....	A4
KIT LIST.....	A5
HARDWARE LIST.....	A6
SUGGESTED SPARE PARTS.....	A7
COKE SIGN FACES.....	A8 TO A9
PEPSI SIGN FACES.....	A10
TRADE SIGN FACES.....	A11
LABELS.....	A12
DECALS.....	A13 TO A14
FLAVOR LABELS.....	A15
COMMON PARTS.....	B1 TO B19
COKE PARTS.....	C1 TO C8
PEPSI PARTS.....	D1 TO D10
TRADE PARTS.....	E1 TO E34
COKE VANDAL-RESISTANT PARTS.....	F1 TO F6
COKE COGES PARTS.....	G1 TO G4
COKE USSR PARTS.....	H1 TO H6
PEPSI COGES PARTS.....	J1 TO J4



THE "UNIVENDOR" OFFERS SUPERIOR PACKAGE VERSATILITY COMBINED WITH EASY CONVERSION AND SIMPLE LOADING FEATURES PLUS A MINIMUM OF COMPONENT PARTS IN ITS VEND MECHANISM.

When requesting information about your Vendo, please provide the complete model number, date code and serial number. This information is located on the metal identification plate attached to the left side of the outer door.

UNITS MADE AFTER MARCH 2, 1992

SERIAL NUMBER
 MODEL NUMBER
 DATE CODE

OPERATING RANGE FROM -15°C TO +45°C

MODEL XXXXXXXXX YYMMDD BASIC UNIT

SERIAL NO. XXXXXX

CHARGE OZ. REFRIG 12

MIN. TEST PRESSURE APPLIED - PSI
 LOW SIDE 140 HIGH SIDE 235

Vendo® VENDING MACHINE REFRIGERATED

MFD IN U.S.A. BY THE VENDO CO., FRESNO, CA.

220-240 V~
 50 HZ
 1 PHASE

UNITS MADE BEFORE MARCH 2, 1992

SERIAL NUMBER (DATE CODE COMBINED)
 MODEL NUMBER

APPROVED FOR OUTDOOR USE

MODEL XXXXXXXXXXXX BASIC UNIT

SERIAL NO. XXXXXX LR 13085

CHARGE OZ. REFRIG 12

MIN. TEST PRESSURE APPLIED - PSI
 LOW SIDE 140 HIGH SIDE 235

Vendo® VENDING MACHINE REFRIGERATED 239L

THE VENDO COMPANY FRESNO, CA.

220/240 VOLTS
 50/60 CYCLE
 1 PHASE

MANUFACTURER'S MONTH CODE

JANUARY	B	APRIL	H	JULY	N	OCTOBER	R
FEBRUARY	D	MAY	K	AUGUST	P	NOVEMBER	S
MARCH	F	JUNE	M	SEPTEMBER	O	DECEMBER	T

CONFIGURATIONS

32" x 66"	32" x 72"	39" x 72"	39" x 79"
260 - 1 + 7	296 - 1 + 7	388 - 2 + 8	450 - 3 + 6
270 - 3 + 4	310 - 3 + 4	392 - 5 + 3	460 - 2 + 8
280 - 5 + 1	324 - 5 + 1	406 - 7 + 0	470 - 5 + 3
			490 - 7 + 0

SPECIFICATIONS

SALES MODEL	WIDTH	HEIGHT	FLAT FACE DEPTH	CURVE FACE DEPTH	SHIPPING WEIGHT**	REFRIGERATION H/P
260/270/280	32"	66"	26.25"	29.75"	505 LBS	1/4
296/310/324	32"	72"	26.25"	29.75"	540 LBS	1/4
388/392/406	39"	72"	26.25"	29.75"	640 LBS	1/4
450/460/470/490	39"	79"	26.25"	29.75"	685 LBS	1/3

** WEIGHT WILL VARY DUE TO STACK CONFIGURATION AND OUTER DOOR STYLE

"UNIVENDOR" PARTS SECTION

PARTS SECTION

PARTS, SALES & SERVICE CENTERS.....	A 2
READING A PARTS LIST.....	A 3
QUICK REFERENCE WIRING GUIDE.....	A 4
KIT LIST.....	A 5
HARDWARE LIST.....	A 6
SUGGESTED SPARE PARTS.....	A 7
SIGN FACES.....	A 8 - A 11
LABELS.....	A 12
DECALS.....	A 13 - A 14
FLAVOR LABELS.....	A 15
COMMON PARTS.....	SECTION B
CABINET ASSEMBLY.....	B 1, B 2
PRE-1991 STACK COMPLETE.....	B 3
1991 STACK COMPLETE.....	B 4
STACK CHASSIS.....	B 5, B 6
PRE-1991 STACK COMPONENTS..	B 7, B 8
1991 STACK COMPONENTS.....	B 9, B 10
VEND MECH ASSEMBLY.....	B 11
QUICKER LOCK ASSEMBLY.....	B 12
REFRIGERATION ASSEMBLY.....	B 13, B 14
LIGHT ASSEMBLY A & B.....	B 15, B 16
LIGHT ASSEMBLY C & D.....	B 17, B 18
VEND MECH HARNESS.....	B 19
COKE PARTS.....	SECTION C
MAIN DOOR.....	C 1, C 2
OUTER DOOR.....	C 3, C 4
SELECTION PANEL.....	C 5, C 6
CONLUX ELECTRONIC CONTROL.....	C 7, C 8
PEPSI PARTS.....	SECTION D
MAIN DOOR - 39" WIDE.....	D 1, D 2
OUTER DOOR - 39" WIDE.....	D 3, D 4
MAIN DOOR - 32" WIDE.....	D 5, D 6
OUTER DOOR - 32" WIDE.....	D 7, D 8
SELECTION PANEL.....	D 9, D 10
TRADE PARTS.....	SECTION E
MAIN DOOR - FLAT.....	E 1, E 2
OUTER DOOR - FLAT.....	E 3, E 4
MAIN DOOR - FLAT.....	E 5, E 6
OUTER DOOR - FLAT.....	E 7, E 8
MAIN DOOR - CURVED.....	E 9, E 10
OUTER DOOR - CURVED.....	E 11, E 12
SELECTION PANEL.....	E 13, E 14
ELECTRONIC CONTROL.....	E 15, E 16
CONLUX ELECTRONIC CONTROL ..	E 17, E 18
7UP FLAT MAIN DOOR.....	E 19, E 20
7UP FLAT OUTER DOOR.....	E 21, E 22
7UP SELECTION PANEL.....	E 23, E 24
7UP CURVED MAIN DOOR.....	E 25, E 26
7UP CURVED OUTER DOOR.....	E 27, E 28
MAIN DOOR W/MTB.....	E-29, E-30
OUTER DOOR W/MTB.....	E-31, E-32
SELECTION PANEL W/MTB.....	E-33, E-34
COKE VANDAL-RESISTANT PARTS	SECTION F
MAIN DOOR.....	F 1, F 2
OUTER DOOR.....	F 3, F 4
SELECTION PANEL.....	F 5, F 6
COKE COGES PARTS.....	SECTION G
MAIN DOOR COGES.....	G 1, G 2
OUTER DOOR COGES.....	G 3, G 4
COKE USSR PARTS.....	SECTION H
MAIN DOOR USSR.....	H 1, H 2
OUTER DOOR USSR.....	H 3, H 4
SELECTION PANEL USSR.....	H 5, H 6
PEPSI COGES PARTS.....	SECTION J
MAIN DOOR COGES.....	J 1, J 2
OUTER DOOR COGES.....	J 3, J 4

QUICK THUMB INDEX

SECTION A:
Procedures &
Common Lists

A

SECTION B:
COMMON PARTS

B

SECTION C:
COKE

C

SECTION D:
PEPSI

D

SECTION E:
TRADE

E

SECTION F:
COKE VANDAL-RESISTANT
LANDSCAPE VENDOR

F

SECTION C:
COKE COGES

G

SECTION C:
COKE USSR

H

SECTION C:
PEPSI COGES

J

PARTS, SALES, & SERVICE CENTERS OF VENDO/SANDEN CO.	
CENTRAL AMERICA, SOUTH AMERICA	THE VENDO CO. 7209 N. INGRAM FRESNO, CA 93650 U.S.A. TEL: (209) 439-1770 FAX: (209) 439-2083
JAPAN	SANDEN INTERNATIONAL CORPORATION 31-7 TAITO 1-CHOME TAITO-KU TOKYO 110, JAPAN
EUROPE, MID-EAST, AFRICA, U.S.S.R.	VENDO GMBH SPANGERSTR.22 D-40599 DUSSELDORF GERMANY TEL: (211) 746012 FAX: (211) 7488541
AUSTRALIA, NEW ZEALAND	SANDEN INTERNATIONAL PTY. LTD. 54 ALLINGHAM ST. CONDELL PARK N.S.W. 2200 BANKSTOWN AUSTRALIA TEL: 2-7910999 FAX: 2-7919029
SINGAPORE, HONG KONG, KOREA INDONESIA, PHILLIPINES, INDIA	SANDEN INTERNATIONAL (SINGAPORE) PTE. LTD. SANDEN HOUSE, 25, ANG MO KTO ST. 65 INDUSTRIAL PARK III SINGAPORE 2056 THE REPUBLIC OF SINGAPORE TEL: 4825500 FAX: 4825039
TAIWAN	SANDEN INTERNATIONAL TAIWAN CORPORATION 7TH FLOOR, NO.16, ALLEY 56, LANE 181 SEC.4, CHUNGHSIAO E. RD. TAIPEI, TAIWAN REPUBLIC OF CHINA TEL: 2-751-2266 FAX: 2-731-3903
BELGIUM	N.V. VENDO BENELUX S.A. INDUSTRIAL RESEARCH PARK N.O.H. ST.-LENDRIKSBORRE 13 FONT-ST.-LANDRY B-1120 BRUSSELS BELGIUM TEL: (2) 2682595 FAX: (2) 2682862
ENGLAND	VENDHALL LTD. UNIT 17, THE BASINGSTOKE CENTRE WESTHAM LANE, WORTING ROAD, BASINGSTOKE HANTS RG22, 6NQ GREAT BRITAIN TEL: (256) 479309 FAX: (256) 844469
ITALY	VENDO ITALY S.p.A. CASELLA POSTALE 9 I-15033 CASALE MONFERRATO ITALY TEL: (142) 76391 FAX: (142) 562348
SPAIN	VENDO IBERIA S.A. C/. SANT FERRAN NO. 92 POLIGONO INDUSTRIAL LA ALMEDA E-08940 CORNELLA (BARCELONA) SPAIN TEL: (03) 4741555 FAX: (03) 4741842



READING A PARTS LIST

- I **ITEM NUMBER** is found in two locations:
 - A. It is on the drawing plate, and identifies the part and its location;
 - B. The same number is in the parts list and ties the two together.
 - II **PART NUMBER** is the part number that has been assigned to a specific part by Vendo, for easier identification.
 - III **QUANTITY REQUIRED** relates to the amount required of a part, or will be indicated by "A/R" as required to attach it to another part.
 - IV **PART NAME AND DESCRIPTION** is the general description for the part, for easier identification when ordering a like part.
-

The examples below will show how the parts are listed in the parts lists:

- 1. **VEND MOTOR ASSEMBLY:** This is the main assembly named, and any replaceable parts will be indented below the assembly.
- 2. **RETAINER CAM:** This is an individual part, and will be indented. These indented parts can be ordered separately, so you do not need to order the entire assembly.
- 3. Whenever an assembly is ordered, all the parts that are indented will be included in the assembly. Any hardware will be listed next to their corresponding parts.
- 4. Any parts that may be ordered separately will not have any indented parts listed below them.

"UNIVENDOR®" VEND MOTOR ASSEMBLY

ITEM NUMBER	PART NO.	QTY REQ'D	DESCRIPTION
1	133787-1	-	Vend Motor Assembly
2	389000	1	Retainer Cam
3	388999	1	Timing Cam
4	388687	1	Carrier Switch
5	388688	1	Start Switch
6	340025-3	1	Insulator
7	388637	1	Vend Motor

If an asterisk is listed below the parts list, it is an indication that special information is noted. There may be more than one (*) (**) (***) asterisk denoting special notes.

"UNIVENDOR" 1993 INTERNATIONAL WIRING GUIDE

MODELS	CONFIGURATIONS	DOOR HARNESS	MECH HARNESS	WRING DIAGRAM	SCHEMATIC
PEPSI/MTB/7UP INTL (1) (5)					
392,470	8 SEL. 5 + 3	1020404	133708	389870	388885
450	9 SEL. 3 + 6	1020412	133682	389869	388885
388,460	10 SEL. 2 + 8	1020439	133768	389868	388885
406,490	7 SEL. 7 + 0	1020382	133775	389871	388885
406,490 (COGES)	7 SEL. 7 + 0 (9)	1006088	133775	1005995	1006029
280,324	6 SEL. 5 + 1	1020374	134323	389872	388885
270,310	7 SEL. 3 + 4	1020382	134327	389871	388885
260,296	8 SEL. 1 + 7	1020404	134403	389870	388885
392,470 (COGES)	8 SEL. 5 + 3 (9)	1006045	133708	1006002	1006029
COKE LANDSCAPE (2) (3)					
392,470	7 SEL. 5 + 3 (10)	1020072	133707	389876	388884
392,470 (COGES)	8 SEL. 5 + 3 (9)	1006061	133708	1006002	1006029
392,470 (NO SEQ.)	8 SEL. 5 + 3	1020048	133708	389868	388885
388,460 (NO SEQ.)	10 SEL. 2 + 8	1020056	133768	389768	388885
450	8 SEL. 3 + 6	1020099	133699	389875	388884
388,460	9 SEL. 2 + 8	1020102	133767	389874	388884
406,490	6 SEL. 7 + 0 (10)	1020064	133776	389877	388884
406,490 (COGES)	7 SEL. 7 + 0 (9)	1006053	133775	1005995	1006029
406,490 (NO SEQ.)	7 SEL. 7 + 0	1020021	133775	389871	388885
406,490 (USSR)	6 SEL. 7 + 0 (8)	1020323	133776	389878	389738
280,324	6 SEL. 5 + 1	1020013	134323	389872	388885
270,310	6 SEL. 3 + 4	1020064	134324	389877	388884
260,296	7 SEL. 1 + 7	1020072	134402	389876	388884
TRADE - FLAT & CURVE FACE (4)					
392,470	8 SEL. 5 + 3	1020307	133708	389870	388885
388,460	10 SEL. 2 + 8	1020315	133768	389868	388885
406,490	7 SEL. 7 + 0	1020293	133775	389871	388885
280,324	6 SEL. 5 + 1	1020285	134323	389872	388885
270,310	7 SEL. 3 + 4	1020293	134327	389871	388885
260,296	8 SEL. 1 + 7	1020307	134403	389870	388885
392,470	(11) 7 SEL. 5 + 3	1020331	133707	389876	388884
260,296	7 SEL. 1 + 7	1020331	134402	389876	388884
392,470	(6) 8 SEL. 5 + 3	134841	133708	389870	388885
260,296	8 SEL. 1 + 7	134841	134403	389870	388885
COKE LANDSCAPE VANDAL-RESISTANT					
392,470	7 SEL. 5 + 3	1031287	133707	389876	388884
392,470 (NO SEQ.)	8 SEL. 5 + 3	1028642	133708	389868	388885
450	8 SEL. 3 + 6	1031295	133699	389875	388884
388,460	9 SEL. 2 + 8	1031309	133767	389874	388884
406,490	6 SEL. 7 + 0	1028707	133776	389877	388884
406,490 (NO SEQ.)	7 SEL. 7 + 0	1028634	133775	389871	388885
280,324	6 SEL. 5 + 1	1031325	134323	389872	388885
270,310	6 SEL. 3 + 4	1028707	134324	389877	388884
4 PRICE HARNESS					
PEPSI/MTB/7UP INTL					
406,490	7 SEL. 7 + 0	1040537	1036378	1036823	1036769
COKE LANDSCAPE					
388,460	9 SEL. 2 + 8	1034723	1034812	1035134	1034715
TRADE - FLAT & CURVE FACE					
406,490	7 SEL. 7 + 0	1036955	1036378	1036823	1036769
388,460	10 SEL. 2 + 8	1036971	1036408	1036904	1036769
280,324	6 SEL. 5 + 1	1036947	1036351	1036807	1036769

NOTES:

- (1) FOR PEPSI 4 PRICE USE:
ADAPTER 133500
SCHEMATIC 389448 (REPLACES EXISTING)
DIAGRAM 388610 (IN ADDITION TO EXIST.)
- (2) FOR COKE 4 PRICE USE:
ADAPTER 133500
SCHEMATIC 389447 (REPLACES EXISTING)
DIAGRAM 388610 (IN ADDITION TO EXIST.)
- (3) FOR COKE 2 PRICE USE:
ADAPTER 133679
SCHEMATIC 389447 (REPLACES EXISTING)
DIAGRAM 388610 (IN ADDITION TO EXIST.)
- (4) FOR TRADE 4 PRICE USE:
ADAPTER 133553
SCHEMATIC 389448 (REPLACES EXISTING)
DIAGRAM 388610 (IN ADDITION TO EXIST.)
- (5) FOR PEPSI 2 PRICE USE:
ADAPTER 133679
SCHEMATIC 389448 (REPLACES EXISTING)
DIAGRAM 388610 (IN ADDITION TO EXIST.)
- (6) ALL SMALL BUTTONS
- (7) LIGHT HARNESS LISTED IS FOR FLAT UNITS ONLY USE HARNESS NO 134839 FOR CURVED UNITS.
- (8) CARDREADER INTERFACE HARNESS FOR USSR COKE: 134651
- (9) VALIDATOR HARNESS FOR COGES: 1006037
- (10) FOR COKE 7 COL 6 SEL SEQUENCED 4 PRICE USE:
DOOR HARNESS 1007416
SCHEMATIC 1007378
WIRING DIAGRAM 1007386
- (11) FOR TRADE 8 COL 7 SEL SEQUENCED 4 PRICE USE:
DOOR HARNESS 1007408
SCHEMATIC 1007378
WIRING DIAGRAM 1007394

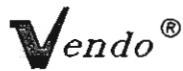
LIGHTING TYPE	WIRING DIA.
SLIMLINE	389886
HIGH OUTPUT / 190	389880
1/3 SIGN	389881
FLAT FACE TRADE	389882
REFRIG. TYPE	WIRING DIA.
1/4-HP 110V 60HZ	389896
1/3-HP 110V 60HZ	389897
1/4-HP 220V 50 HZ	389898
1/3-HP 220V 50HZ	389906
1/3-HP 220V 50HZ (w/SHUT OFF TIMER)	389900
LIGHT TYPE 4/BULB	WIRING DIA.
4/BULB 4/BALLAST	389883
4/BULB 2/BALLAST	389884
4/BULB 3/BALLAST	389885

"UNIVENDOR"® KIT LIST

DESCRIPTION	KIT NUMBER
CASTER KIT	133513
CASTER W/BRAKE KIT	133513-1
4 PRICE COUNTER RELAY KIT	134334
SINGLE TO 4 PRICE - COKE & PEPSI	133590
SINGLE TO 4 PRICE - TRADE	133591
MAKA TO MARS ELECTRONIC CONTROL ADAPTER	133652
INNER - OUTER DOOR LOCK	1008544
INNER - OUTER DOOR LOCK	133449
COIN BOX LOCK - PEPSI, COKE, TRADE	133450
T-HANDLE LOCK COVER KIT	133648
COIN INSERT COVER PLATE KIT - COKE LANDSCAPE	134394
COIN INSERT COVER PLATE KIT - PEPSI & TRADE	134395
LOCK STUD COVER KIT	134401
LOCK COVER KIT (SLIM)	134439
LOCK COVER KIT (SLANTED)	134547
HONOR GARD ADAPTER KIT-PEPSI, COKE, TRADE	133457
HONOR GARD/GLENVIEW HOUSING KIT	133556
HONOR GARD WIDE MOUTH/GLENVIEW KIT	133658
BOTTLE OPENER KIT - PEPSI, COKE, TRADE	133453
CROWN BOX KIT - PEPSI & TRADE	133555
CROWN BOX KIT - COKE	133555-1
VENDOR SUPPORT KIT - BLACK BRACKETS	133666
VENDOR SUPPORT KIT - RED BRACKETS	133666-1
DOOR POWER SWITCH KIT	133669
COKE P.O.S. PLATE KIT	133686
VEND DOOR BUMPER KIT	134397
WATER SHIELD KIT - COINCO ELECTRONIC	134414
BILL VALIDATOR ADAPTER KIT	133585
VENDOR TIMER KIT	133733
QUICKER LOCK RETROFIT KIT	1033093
NECK GUIDE - REFER TO SERVICE MANUAL	~
BOTTLE & CAN KITS - REFER TO SERVICE MANUAL	~

"UNIVENDOR"® HARDWARE

ITEM LETTER	PART NO.	DESCRIPTION
A	V384341	PAN HEAD TAPPING SCREW 4-40 X 1 1/8
B	V328761	T-BOLT 10-32 X 13/32
C	V800570	TRUSS HEAD TAPPING SCREW 10-16 X 3/8
D	V800641	PAN HEAD TAPPING SCREW 10-16 X 1/2
E	V800762	PAN HEAD TAPPING SCREW 8-32 X 5/16
F	V800885	LOCK NUT 5/16-18
G	V800952	NUT AND LOCK WASHER ASSY. 10-32
H	V800953	NUT AND LOCK WASHER ASSY. 1/4-28
I	V800956	NUT AND LOCK WASHER ASSY. 8-32
J	V800959	NUT AND LOCK WASHER ASSY. 1/4-20
K	V801013	PLAIN WASHER #10
L	V801016	PLAIN WASHER 1/4
M	V801368	SPRING NUT
N	V801412	RIVET 1/8 DIA.
□	V801421	WASHER HD. TAPPING SCREW 10-16 X 5/16
P	V801422	WASHER HD. TAPPING SCREW 10-32 X 1/2
Q	V801434	ROUND HD. SQ. NECK BOLT 1/4-20 X 3/4
R	V801471	RIVET 1/8 DIA.
S	V801473	WASHER HD. TAPPING SCREW 8-18 X 1 3/4
T	V801474	WASHER HD. TAPPING SCREW 8-18 X 7/8
U	V801475	WASHER HD. TAPPING SCREW 8-18 X 1/2
V	V801479	HAIRPIN COTTER 1 7/16 LG.
W	V801478	WASHER HD. TAPPING SCREW 4-24 X 1
X	V801480	WASHER HD. TAPPING SCREW 10-16 X 5/8
Y	V801482	PLAIN WASHER #8
Z	V801483	WASHER HD. TAPPING SCREW 8-18 X 1
AA	V801484	PAN HEAD SCREW 1/4-10 X 1
BB	V801488	RIVET 1/4 DIA.
CC	V801489	WASHER HD. SELF DRILL SCREW 10-16 X 1/2
DD	V801490	WASHER HD. TAPPING SCREW 1/4-14 X 1
EE	V801491	PLAIN WASHER 3/8
FF	V801493	SCREW PAN HEAD SELF TAPPING 8-10 X 1/2
GG	V802053	CAP SCREW 1/4-20 X 2 1/4
HH	V802054	LOCK NUT 1/4-20
II	V801360	WASHER HD. TAPPING SCREW 1/4-20 X 1/2
JJ	V800586	WASHER HD. TAPPING SCREW 8-18 X 7/16
KK	V800267	MACHINE SCREW 1/4-20 X 3/8
LL	V800512	PAN HEAD TAPPING SCREW 10-16 X 1 3/8
MM	V800745	PAN HEAD TAPPING SCREW 4-40 X 5/8
NN	V801498	PLAIN WASHER 1/4
□□	V802045	HEX STANDOFF NUT 8-32 X 1/2
PP	V801455	WASHER HEAD TAPPING SCREW #8
QQ	V800496	PAN HEAD TAPPING SCREW 8-18 X 5/16
RR	V800024	PAN HEAD MACHINE SCREW 4-40 X 3/8
SS	V801329	PAN HEAD TAPPING SCREW 6-20 X 3/8
TT	V801449	HEX NUT 3/8-32
UU	V800891	HEX NUT 6-32
VV	V802005	CARRIAGE BOLT 10-24 X 3/4
WW	V800957	HEX NUT 10-24
XX	V801023	WASHER 1/2
AB	V802008	SCREW PAN HD 6-32 X 1/4
AC	V801428	SCREW PAN HD TAPPING 4-40 X 1/4
AD	V801450	SCREW PAN HD TAPPING 8-32 X 3/8



"UNIVENDOR" SUGGESTED SPARE PARTS

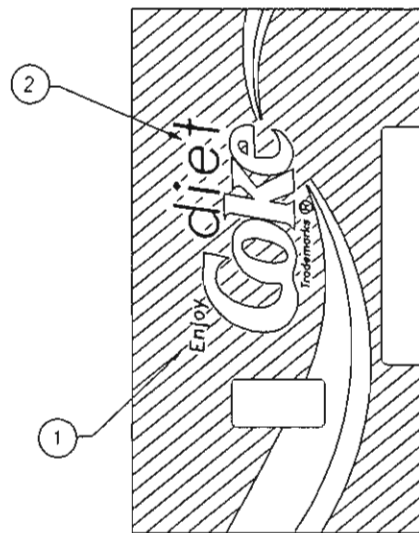
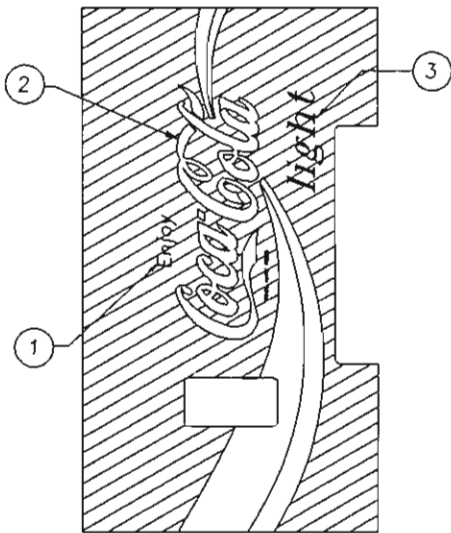
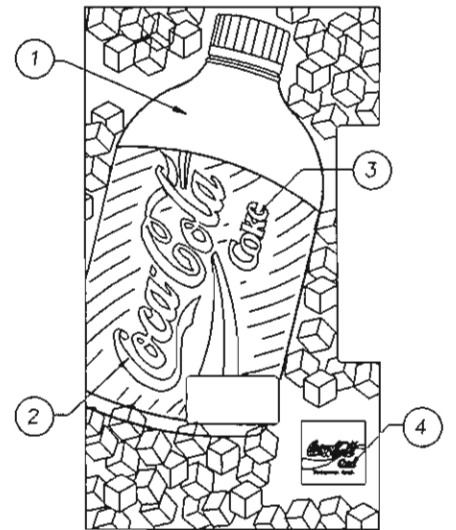
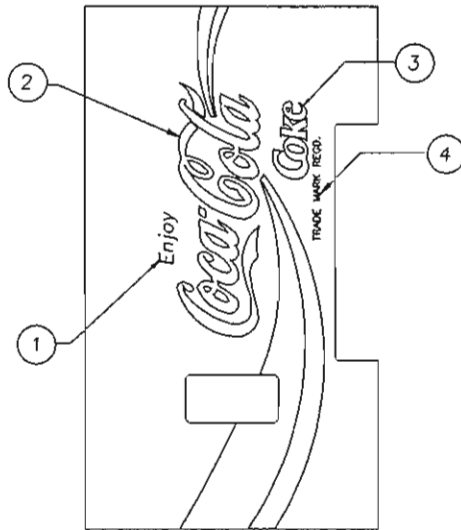
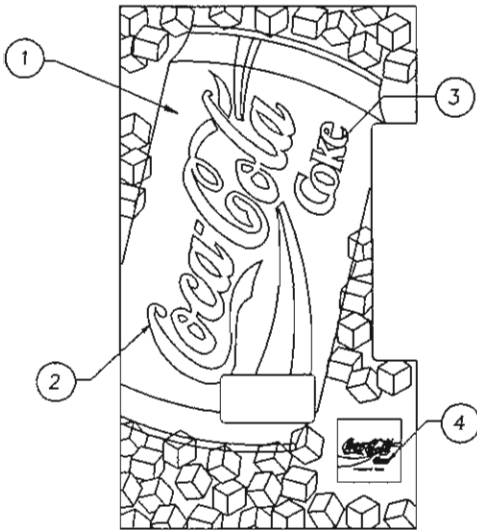
DESCRIPTION	FRANCHISE	STD. COKE	COKE VANDAL RESISTANT	PEPSI	REG. TRADE	MINI-TRADE
OUTER DOOR	REQ	PART NO	PART NO	PART NO.	PART NO.	PART NO.
CORRECT CHANGE LAMP ASSEMBLY - ENGL.	1	1020544	383991	1020544	1020544	1020544
CORRECT CHANGE LAMP ASSEMBLY - INT'L.	1	1020544-1	~	1020544-1	1020544-1	1020544-1
COINAGE DOOR LATCH	1	389612	389612	389612	389612	389612
SELECT BUTTON ASSEMBLY	1	133430	~	~	~	1017128-2
SELECT BUTTON BUSHING COKE	1	~	1016768	~	~	~
SELECT BUTTON MEDIUM	1	~	~	~	370840-1	~
SELECT BUTTON SMALL	1	~	~	~	370841-1	~
SELECT BUTTON PEPSI	1	~	~	388246	~	~
SELECT SWITCH	1	388287	368299	337576	385440	368299
SELECT BUTTON HOUSING	1	388388	~	~	~	1006932
SELECT BUTTON ONLY	1	388250	1016741	~	~	1008919
SOLD OUT LAMP	1	388277	388277	383991	383991	383991
CREDIT RELAY	1	353343	353343	353343	353343	353343

STACK PARTS		ALL
MOTOR ONLY	1	388637
START/BYPASS SWITCH	6	388688
MOTOR CARRIER SWITCH	6	388687
SOLD OUT SWITCH	6	368299
MODEL NO.	REFRIGERATION PARTS	
260 296	1/4 HP START RELAY 220V	1 333894-10
270 310	1/4 HP START RELAY 110V	1 333894-8
280 324	1/4 HP OVERLOAD PROTECTOR 220V	1 45052-16
	1/4 HP OVERLOAD PROTECTOR 110V	1 45052-28
	1/4 HP CONDENSOR FAN MOTOR 220V	1 42321-28
	1/4 HP CONDENSOR FAN MOTOR 110V	1 42321-35
	1/4 HP EVAPORATOR FAN MOTOR 220V	1 42321-43
	1/4 HP EVAPORATOR FAN MOTOR 110V	1 42321-44
	TEMPERATURE CONTROL	1 368794-1
388 460	1/3 HP START RELAY 220V	1 333894-2
392 470	1/3 HP START RELAY 110V	1 333894-15
406 490	1/3 HP OVERLOAD PROTECTOR 220V	1 45052-29
	1/3 HP OVERLOAD PROTECTOR 110V	1 45052-27
450	1/3 HP CONDENSOR FAN MOTOR 220V	1 42321-23
	1/3 HP CONDENSOR FAN MOTOR 110V	1 42321-36
	1/3 HP EVAPORATOR FAN MOTOR 220V	1 42321-43
	1/3 HP EVAPORATOR FAN MOTOR 110V	1 42321-44
	TEMPERATURE CONTROL	1 368794-1

MODEL NO.	260 - 270 280	296 - 310 324	388 - 392 406	450 - 460 470 - 490	
DESCRIPTION	REQ	PART NO	PART NO.	PART NO.	PART NO.
CURVED OR FLAT FULL LENGTH SIGN FACE/2 BULB SYSTEM					
FLUOR. LAMP - SLIM LINE 50/60HZ 66"	2	388320-2	388320-1	388320-1	388320
LAMPHOLDER-PLUNGER (SLIM LINE)	2	388260	388260	388260	388260
LAMPHOLDER-FIXED (SLIM LINE)	2	388261	388261	388261	388261
BALLAST (SLIM LINE) - 50HZ	1	389766	389766	389766	389766
FLUOR. LAMP - HIGH OUTPUT 60HZ	2	388408-2	388408-1	388408-1	388408
LAMPHOLDER-PLUNGER (HI-INT.)	2	388407	388407	388407	388407
LAMPHOLDER-FIXED (HI-INT.)	2	388406	388406	388406	388406
BALLAST (HI-INT.) - 60HZ	1	388405	388405	388405	388405
3/4 LENGTH SIGN FACE					
LAMP-BI PIN	2	384161	384161	384161	384161
LAMPHOLDER	2	342622	342622	342622	342622
STARTER	2	327143	327143	327143	327143
BALLAST-60HZ	A/R	327146	327146	327146	327146
BALLAST-50HZ	A/R	387756	387756	387756	387756
CURVED OR FLAT FULL LENGTH SIGN FACE/4 BULB SYSTEM					
LAMP (TOP)	2	332974	332974	332974	384161
LAMP (BOTTOM)	2	350267	350267	350267	~
LAMPHOLDER-PLUNGER	4	388532	388532	388532	388532
LAMPHOLDER-FIXED	4	388531	388531	388531	388531
STARTER	4	321350	321350	321350	321350
BALLAST-50HZ	A/R	383982-1	383982-1	383982-1	383982-1
BALLAST-50HZ 115VOLT	A/R	327390	327390	327390	327390
1/3 LENGTH SIGN FACE					
LAMP-BI PIN	1	384161	384161	384161	384161
LAMPHOLDER-PLUNGER	1	388532	388532	388532	388532
LAMPHOLDER-FIXED	1	388531	388531	388531	388531
STARTER	1	321350	321350	321350	321350
BALLAST-60HZ	1	321345-3	321345-3	321345-3	321345-3
BALLAST-50HZ	1	327390	327390	327390	327390


"UNIVENDOR" SIGN FACE - COKE INTERNATIONAL

MODEL	1	2	3	4	PART NO.
32X66 260 270 280	ENJOY ENJOY BEBA TOME DISFRUTE BUVEZ ENJOY ENJOY ENJOY ENJOY CAN ON ICE CAN ON ICE BEBA BOTTLE ON ICE	DIET COKE DIET COKE COCA-COLA COCA-COLA COCA-COLA COCA-COLA COCA-COLA COCA-COLA COKE COCA-COLA COKE TRADEMARK REG'D COCA-COLA TRADEMARK REG'D COCA-COLA TRADEMARK REG'D COCA-COLA SPRITE COCA-COLA	~ ~ COKE COKE COKE COKE COKE COKE COCA-COLA TRADEMARK REG'D LIGHT COKE COKE ~ COKE	REGISTERED TRADE MARKS TRADE MARK REG'D MARCAS REG. MARCAS REGISTRADAS MARCAS REG. MARQUES DEPOSEES TRADE MARKS REGD. REGISTERED TRADE MARKS ~ ~ (AUSTRALIA) (SPAIN) MARCAS REG. (AUSTRALIA)	388450-15 388450-19 389406-1 389406-3 389406-5 389406-8 389406-9 389406-12 389406-19 390068 1009001-1 1009001-13 1009176 1027034-1
32X72 296 310 324	ENJOY ENJOY DISFRUTE DISFRUTE BEVETE ENJOY ENJOY DRINK TOME DISFRUTA CAN ON ICE CAN ON ICE BOTTLE ON ICE	DIET COKE DIET COKE COCA-COLA COCA-COLA COCA-COLA COCA-COLA COKE TRADEMARK REG'D COCA-COLA COCA-COLA COCA-COLA COCA-COLA COCA-COLA COCA-COLA COCA-COLA COCA-COLA	~ ~ COKE ~ COKE COKE COCA-COLA TRADEMARK REG'D (ARABIC) COKE ~ COKE COKE COKE	TRADE MARKS REG'D REGISTERED TRADE MARKS MARCAS REG. ~ M.R. MARCHI REGISTRATI TRADE MARKS REGD. ~ TRADE MARKS MARCAS REGISTRADAS M.R. (AUSTRALIA) (SPAIN) (AUSTRALIA)	388450-18 388450-24 389406-6 389406-7 389406-11 389406-14 389406-18 389406-31 389406-39 389406-41 1009001-2 1009001-14 1027034-2
39X72 388 392 406	ENJOY BEBA TOME DISFRUTE ENJOY ENJOY BUVEZ DRINK ENJOY DISFRUTA DRINK ENJOY CAN ON ICE CAN ON ICE BEBA BOTTLE ON ICE BOTTLE ON ICE	DIET COKE COCA-COLA COCA-COLA COCA-COLA COCA-COLA COCA-COLA COCA-COLA COKE TRADEMARK REG'D COCA-COLA COCA-COLA COCA-COLA COCA-COLA COCA-COLA COCA-COLA COCA-COLA COCA-COLA	~ COKE COKE COKE COKE COKE COKE (ARABIC) COCA-COLA TRADEMARK REG'D ~ (ARABIC) [COGES STYLE] LIGHT COKE COKE ~ COKE	REGISTERED TRADE MARKS MARCAS REG. MARCAS REGISTRADAS MARCAS REG. TRADE MARKS REGD. REGISTERED TRADE MARKS MARQUES DEPOSEES TRADE MARKS ~ M.R. TRADE MARKS ~ (AUSTRALIA) (SPAIN) MARCAS REG. (AUSTRALIA) (SPAIN)	388450-16 389406 389406-2 389406-4 389406-10 389406-13 389406-16 389406-30 389406-35 389406-38 390103 390371 1009001-4 1009001-16 1009176-1 1027034-4 1027034-6
39X79 450 460 470 490	ENJOY ENJOY ENJOY BUVEZ ENJOY DISFRUTE DISFRUTA ENJOY DRINK DISFRUTE TOME BEBA DRINK ENJOY CAN ON ICE CAN ON ICE CAN ON ICE CAN ON ICE BOTTLE ON ICE BOTTLE ON ICE BOTTLE ON ICE CAN ON ICE	DIET COKE DIET COKE COKE TRADEMARK REG'D COCA-COLA	~ ~ COCA-COLA TRADEMARK REG'D COKE COKE COKE COKE ~ COKE (ARABIC) ~ COKE COKE (ARABIC) [COGES STYLE] LIGHT COKE COKE COKE COKE COKE COKE COKE COKE COKE COKE COKE	TRADE MARK REGD. REGISTERED TRADE MARKS ~ MARQUES DEPOSEES REGISTERED TRADE MARKS MARCAS REG. M.R. TRADE MARKS REGD. TRADE MARKS M.R. MARCAS REGISTRADAS MARCAS REG. TRADE MARKS ~ (AUSTRALIA) (SPAIN) (MEXICO) (BRAZIL/ARGENTINA) (AUSTRALIA) (SPAIN) (CHILE) (AUSTRALIA) (SUNSET)	388450-17 388450-25 389406-17 389406-20 389406-24 389406-25 389406-26 389406-27 389406-29 389406-36 389406-37 389406-40 390111 390371-1 1009001-5 1009001-17 1009001-18 1009001-19 1027034-5 1027034-7 1027034-8 1034065




"UNIVENDOR" SIGN FACE - COKE INTERNATIONAL

STYLE A



STYLE B

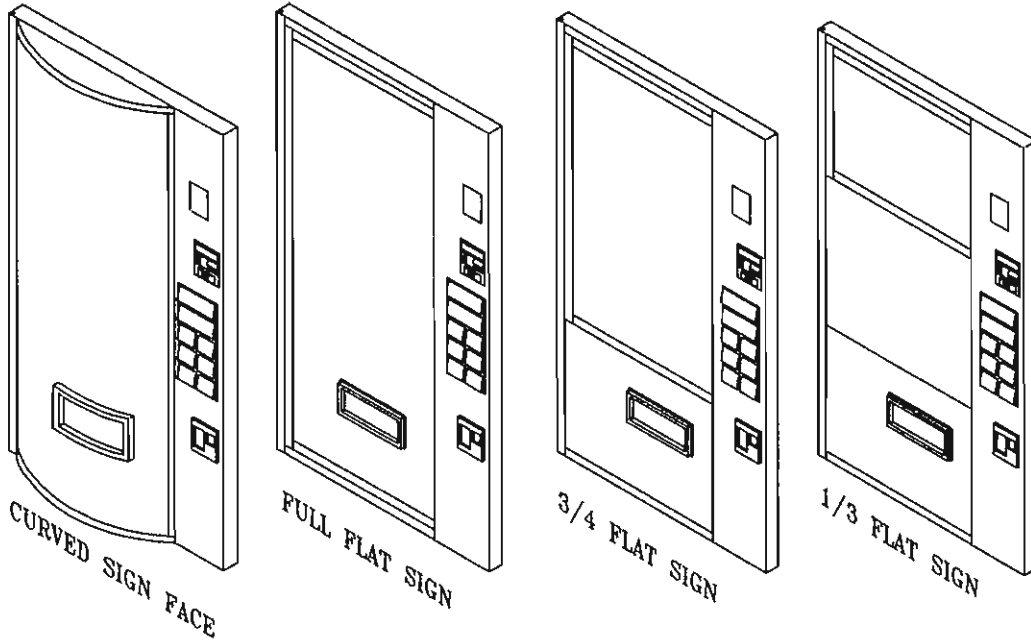


“UNIVENDOR” CURVED SIGN FACE—PEPSI INTERNATIONAL

		MODEL NUMBER →	388 - 392 406	450 - 460 470 - 490
STYLE	LOGO		PART NO.	PART NO.
A	PEPSI 91 can on ice		1009907-1	1009907
B	DIET PEPSI 91 can on ice		1009923-1	1009923

“UNIVENDOR” FLAT SIGN FACE—PEPSI INTERNATIONAL

		MODEL NUMBER →	260 - 270 280	296 - 310 324
STYLE	LOGO		PART NO.	PART NO.
A	PEPSI 91 can on ice		1009915-1	1009915
B	DIET PEPSI 91 can on ice		1009931-1	1009931



TRADE CURVED SIGN		
LOGO	SIZE	PART NO.
OKEY	39 X 72	388954-4
CLEAR SIGN	39 X 72	388954-9
ISRAEL	39 X 72	388954-15
COLD DRINKS BLUE	39 X 72	388954-19
EVIAN	39 X 72	388954-23
COLD DRINKS BROWN	39 X 72	388954-28
REFRESCO-MEXICO	39 X 72	388954-31
SURFING	39 X 72	388954-32
EUROPE "91"	39 X 72	388954-34
EVIAN FRENCH	39 X 72	388954-35
EVIAN SINGAPORE	39 X 72	388954-36
SCHWEPPE'S FRANCE	39 X 72	388954-39
ORANGINA CAN ON ICE	39 X 72	388954-42
FSV SPAIN	39 X 72	388954-44
CASA D'ARNES	39 X 72	388954-47
DRINKS FARGO	39 X 72	388954-48
GRUP DISBESA	39 X 72	388954-49
CASA GARCIA	39 X 72	388954-50
WITTENBORG	39 X 72	388954-52
CITRUS SPRING	39 X 72	388954-53
KAS '92 (LEMON)	39 X 72	388954-57
KAS '92 (ORANGE)	39 X 72	388954-58
COLD ONE SIR	39 X 72	388954-59
FONT VELLA	39 X 72	388954-60
TOURTEL	39 X 72	388954-61
MAHOU	39 X 72	388954-62
SCHWEPPE'S SPAIN '92	39 X 72	388954-65
ENERGY (UK)	39 X 72	388954-68
FONTDOR	39 X 72	388954-70
TANGO '93	39 X 72	388954-71
SPRING SOFT DRINKS	39 X 72	388954-72
CLEAR SIGN	39 X 79	389079-1
ISRAEL	39 X 79	389079-3
COLD DRINKS BLUE	39 X 79	389079-5
TANGO	39 X 79	389079-11
COLD DRINKS BROWN	39 X 79	389079-12
EUROPE "91"	39 X 79	389079-17
7UP INT'L MAGNUM	39 X 72	389198
7UP INT'L MAGNUM	39 X 79	389198-1
BEACHUM	39 X 72	390075

TRADE 1/3 FLAT SIGN		
LOGO	SIZE	PART NO.
COLD DRINKS BLUE	39 WIDE	388490-2
COLD DRINKS BLUE	32 WIDE	388490-3
COLD DRINKS BROWN	39 WIDE	388490-5
COLD DRINKS BROWN	32 WIDE	388490-6
CLEAR SIGN	39 WIDE	388490-7
EUROPE "91"	39 WIDE	1033468

TRADE FULL FLAT SIGN		
LOGO	SIZE	PART NO.
7UP	32 X 72	390001
7UP	32 X 66	390001-1
CLEAR SIGN	39 X 72	390310
EUROPE "91"	39 X 72	390310-1
COLD DRINKS BROWN	39 X 72	390310-2
CLEAR SIGN	32 X 72	1005081
7UP-BAHRAIN	32 X 72	1005081-3
WITTENBORG	32 X 72	1005081-5
COLD DRINKS BLUE	32 X 72	1005081-6
ORANGINA CAN ON ICE	32 X 72	1005081-7
EUROPE "91"	32 X 72	1005081-8
CLEAR SIGN	32 X 66	1016083
TANGO	32 X 66	1016083-1
EUROPE "91"	32 X 66	1016083-2
COLD DRINKS BLUE	32 X 66	1016083-3

TRADE 3/4 FLAT SIGN		
LOGO	SIZE	PART NO.
CLEAR SIGN	39 X 79	388457-8
COLD DRINKS BLUE	39 X 79	388457-9
COLD DRINKS BROWN	39 X 79	388457-10
EUROPE "91"	39 X 79	388457-11
CLEAR SIGN	39 X 72	388461-13
COLD DRINKS BLUE	39 X 72	388461-20
COLD DRINKS BROWN	39 X 72	388461-22
EUROPE "91"	39 X 72	388461-23
MAGIT	39 X 72	388461-25
CLEAR SIGN	32 X 72	388464-8
COLD DRINKS BLUE	32 X 72	388464-15
COLD DRINKS BROWN	32 X 72	388464-17
EUROPE "91"	32 X 72	388464-19
OKEY	32 X 66	388466-10
CLEAR SIGN	32 X 66	388466-12
COLD DRINKS BLUE	32 X 66	388466-14
COLD DRINKS BROWN	32 X 66	388466-15
EUROPE "91"	32 X 66	388466-16
TANGO	32 X 66	388466-17
KAS '92 (LEMON)	32 X 66	388466-18
KAS '92 (ORANGE)	32 X 66	388466-19

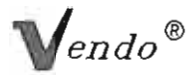
TRADE 1/3 FLAT SIGN W/DISPLAY		
LOGO	SIZE	PART NO.
COLD DRINKS BLUE	39 WIDE	389891
COLD DRINKS BROWN	39 WIDE	389891-2
EUROPE "91"	39 WIDE	389891-4

NOTE: CONTACT YOUR REGIONAL CENTER FOR SIGN FACES NOT LISTED; SEE PAGE A-2

“UNIVENDOR®”

LABELS

DESCRIPTION	USER MODELS	PART NO.
INNER DOOR LABEL	ALL	1008323
CODE LABEL	ALL	389149
COINAGE LABEL	ALL	389130
QUICKER-LOCK WARNING LABEL	ALL	389220
LOADING INSTRUCTIONS LABEL	INTERNATIONAL	1032062
SAFETY LABEL	ENGLISH	389611
SAFETY LABEL	FRENCH	389611-1
SAFETY LABEL	SPANISH	389611-2
COIN INSERT INSTRUCTION LABEL	COKE DOMESTIC	388327
COIN INSERT INSTRUCTION LABEL	COKE PANAMA	388327-3
COIN INSERT INSTRUCTION LABEL	COKE AUSTRALIA	388327-4
COIN INSERT INSTRUCTION LABEL	COKE SINGAPORE	388327-5
COIN INSERT INSTRUCTION LABEL	COKE MEXICO	388327-6
COIN INSERT INSTRUCTION LABEL	COKE HONG KONG	388327-7
COIN INSERT INSTRUCTION LABEL	ALL OTHERS STANDARD	388389
COIN INSERT INSTRUCTION LABEL	ALL OTHERS SPANISH	388389-1
COIN INSERT INSTRUCTION LABEL	ALL OTHERS AUSTRALIA	388389-2
PRICE DECAL	ALL EXCEPT COKE 93	388348
PRICE DECAL	COKE PRE-93 AUSTRALIA	389989
PRICE DECAL	COKE PRE-93 MEXICO	390195
POINT OF SALE LABEL	DIET COKE DOM.	388239
POINT OF SALE LABEL	COKE DOMESTIC	388239-3
POINT OF SALE LABEL	COKE NEW ZEALAND	388239-7
POINT OF SALE LABEL	COKE PANAMA	388239-8
POINT OF SALE LABEL	DIET COKE AUSTRALIA	388239-11
POINT OF SALE LABEL	COKE INT'L 12 OZ CAN	388239-12
POINT OF SALE LABEL	COKE INT'L 10 RET BOTTLE	388239-13
POINT OF SALE LABEL	COKE AUSTRALIA	388239-14
POINT OF SALE LABEL	COKE LITE	388239-15
POINT OF SALE LABEL	MINUTE MAID DOMESTIC	388239-20
POINT OF SALE LABEL	COKE 93 DOMESTIC	388239-21
DECAL - COIN INSERT	COKE 93 ENGLISH	1034383
DECAL - COIN INSERT	COKE 93 FRENCH	1034383-1
DECAL - COIN INSERT	COKE 93 KOREAN	1034383-2
DECAL - COIN INSERT	COKE 93 SPANISH	1034383-3
DECAL - COIN INSERT	COKE 93 PORTUGUESE	1034383-4
DECAL - COIN INSERT	COKE 93 NO TEXT	1034383-5
DECAL - PRICE	COKE 93	1032097
FLAVOR LABELS - SEE PAGE A15	ALL	~
WIRING DIAGRAM LABELS - SEE PAGE A4	ALL	~
WIRING SCHEMATIC LABELS - SEE PAGE A4	ALL	~



"UNIVENDOR"

COKE SIDE DECALS

MODEL NUMBERS →			260 - 270 280	296 - 310 324	388 - 392 406	450 - 460 470 - 490
DESCRIPTION	MOTTO	REGISTRATION MARK	PART NO.	PART NO.	PART NO.	PART NO.
COCA-COLA	ENJOY	TRADE MARKS REGD.	389407-9	389407-10	389407-10	389407-17
COCA-COLA	BEBA	MARCAS REG.	389407-1	389407	389407	389407-37
COCA-COLA	TOME	MARCAS REGISTRADAS	389407-4	389407-2	389407-2	389407-35
COCA-COLA	DISFRUTE	MARCAS REG.	389407-3	389407-5	389407-5	389407-23
COCA-COLA	DISFRUTE	M.R.	~	389407-7	389407-7	389407-32
COCA-COLA	DISFRUTA	M.R.	~	389407-38	389407-38	389407-24
COCA-COLA	BUVEZ	MARQUES DEPOSEES	389407-8	389407-16	389407-16	389407-18
COCA-COLA	BEVETE	MARCHI REGISTRATI	~	389407-6	389407-6	~
COCA-COLA	ENJOY	REGISTERED TRADE MARKS	389407-11	389407-12	389407-12	389407-25
COCA-COLA	DRINK	TRADE MARKS (ARABIC)	~	389407-28	389407-28	389407-27
DIET COKE	ENJOY	REGISTERED TRADE MARKS	388448-15	388448-16	388448-16	388448-20
COCA-COLA LIGHT	ENJOY	TRADE MARK REGD.	390069	390069-2	390069-2	390069-3
SPRITE	BEBA	MARCAS REG.	1009184	1009184-1	1009184-1	~

PEPSI SIDE DECALS

MODEL NUMBERS →	260 - 270 280	296 - 310 324	388 - 392 406	450 - 460 470 - 490
DESCRIPTION	PART NO.	PART NO.	PART NO.	PART NO.
PEPSI 91 CAN ON ICE	1009958-1	1009958-2	1009958-2	1009958-3
DIET PEPSI 91 CAN ON ICE	1009966-1	1009966-2	1009966-2	1009966-3

“UNIVENDOR®”

TRADE SIDE DECALS

MODEL NUMBERS →	260 - 270 280	296 - 310 324	388 - 392 406	450 - 460 470 - 490
DESCRIPTION	PART NO.	PART NO.	PART NO.	PART NO.
OKEY	389094	389094-1	389094-1	~
7UP - QATAR	389199	389199-1	389199-1	389199-2
ISRAEL	~	389346	389346	389346-1
ORANGINA	~	389848	389848	~
BEACHUM	~	390076	390076	~
SCHWEPES FRANCE	~	390099	390099	~
TAIWAN	~	390120	390120	~
EVIAN-RIGHT	~	390230	390230	~
EVIAN-LEFT	~	390230-1	390230-1	~
EVIAN-SINGAPORE RIGHT	~	390230-4	390230-4	~
EVIAN-SINGAPORE LEFT	~	390230-5	390230-5	~
SURFING	~	1005731	1005731	~
MAGIT	~	1006665	1006665	~
FSV SPAIN	~	1009443	1009443	~
CASA D'ARNES-RIGHT	~	1010131	1010131	~
CASA D'ARNES-LEFT	~	1010131-1	1010131-1	~
DRINKS FARGO-RIGHT	~	1010131-2	1010131-2	~
DRINKS FARGO-LEFT	~	1010131-3	1010131-3	~
GRUP DISBESA-RIGHT	~	1010131-4	1010131-4	~
GRUP DISBESA-LEFT	~	1010131-5	1010131-5	~
CASA GARCIA-RIGHT	~	1010131-6	1010131-6	~
CASA GARCIA-LEFT	~	1010131-7	1010131-7	~
CITRUS SPRING	~	1012002	1012002	~
KAS "92"	~	1013009	1013009	~
FONT VELLA	~	1015109-2	1015109-2	~
OKEY/NFS	~	1015389	1015389	~
TANGO 93	~	1015529-2	1015529-2	~
MAHOU	~	1016709	1016709	~
SCHWEPES SPAIN 92	~	1017012	1017012	~
ENERGY (UK)	~	1030264	1030264	~
FONTDOR	~	1031937	1031937	~
SPRING SOFT DRINK	~	1034758	1034758	~

INTERNATIONAL FLAVOR LABELS

COKE STYLE BUTTON LABELS

(1.37 X 3.36)

COKE	388120-1
DIET COKE	388120-2
SPRITE	388120-6
SCHWEPES CLUB SODA	388120-66
SCHWEPES TONIC WATER	388120-67
SCHWEPES GINGER ALE	388120-68
FANTA NARANJA	388120-97
KIST UVA	388120-98
KIST FRESA	388120-99
MALTA KIST	388120-100
BANANO	388120-101
MANZANA	388120-102
UVA	388120-105
FRESA	388120-106
NARANJA	388120-107
GINGER ALE	388120-111
COCA-COLA DISFRUTE	388120-113
DIET COKE DISFRUTE	388120-114
SPRITE DISFRUTA	388120-115
DIET SPRITE M.R.	388120-116
FANTA TORONJA	388120-117
FANTA NARANJA	388120-118
ORANGE GENERIC	388120-154

PEPSI MAGNUM STYLE BUTTON LABELS

(1.50 X 3.31)

PEPSI (91 GRAPHICS)	387037
DIET PEPSI (91 GRAPHICS)	387037-1
PEPSI (AMERICAN SAUDI)	387037-10
PEPSI (SAUDI ARABIAN)	387037-11
TEEM (SAUDI ARABIAN)	387037-12
MIRINDA	387037-13
MIRINDA (SAUDI)	387037-14
SHANI	387037-15
SHANI (SAUDI)	387037-16
SCHWEPES GINGER ALE	387037-20
GINGER ALE	387037-64
APPLE JUICE	387037-65
ORANGE JUICE	387037-66
SCHWEPES SODA	388720-73
SCHWEPES TONIC WATER	388720-74
CAFFEINE FREE PEPSI	387037-117
CAFFEINE FREE DIET PEPSI	387037-118

SMALL BUTTON LABELS

(2.30 X 3.50)

COCA-COLA (INTERNATIONAL)	384171-9
SPRITE (INTERNATIONAL)	384171-10
FRESCA (INTERNATIONAL)	384171-12
GINGER ALE	384171-20
CHERRY	384171-21
STRAWBERRY	384171-22
COLA	384171-23
SCHWEPES TONIC WATER	384171-63
SCHWEPES GINGER ALE	384171-66
MANZANA	384171-70
FRESA STRAWBERRY	384171-71
NARANJA	384171-72
UVA	384171-73
COLD MILK	384171-107
GRAPE	384171-155
ORANGE	384171-156
PASSION ORANGE	384171-185
PASSION GUAVA	384171-186
PEPSI SAUDI ARABIA	384171-292
PEPSI AMERICAN SAUDI	384171-293
MIRINDA	384171-294
MIRINDA SAUDI	384171-295
SHANI	384171-296
SHANI SAUDI	384171-297
TEEM SAUDI ARABIA	384171-298
MIRINDA ORANGE ARABIC	384171-299
MIRINDA STRAWBERRY ARABIC	384171-300
MIRINDA LEMON ARABIC	384171-301

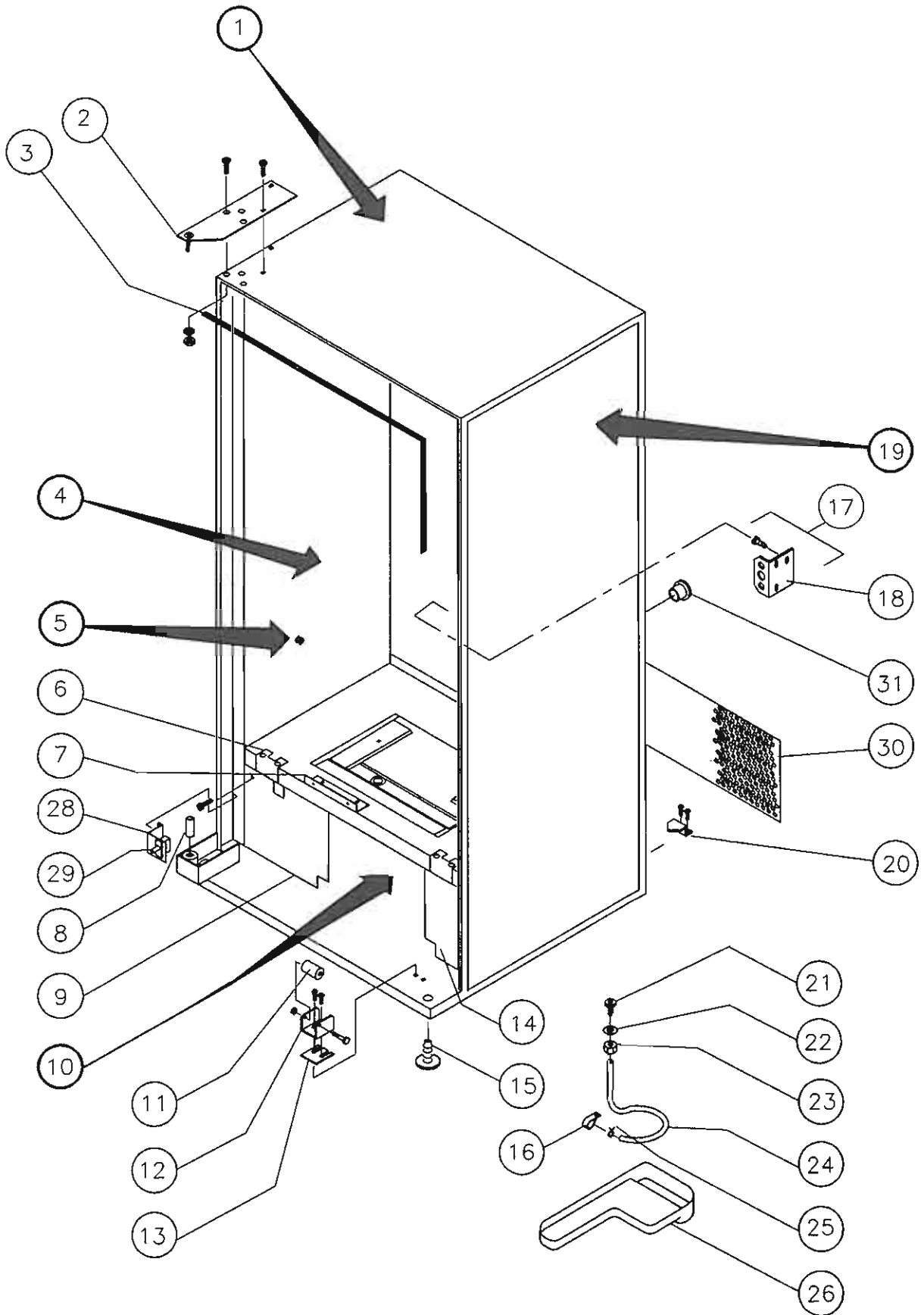
MEDIUM BUTTON LABELS

(2.30 X 7.06)

GINGER ALE	384077-9
CHERRY	384077-10
COLA	384077-11
SCHWEPES CLUB SODA	384077-28
SCHWEPES TONIC WATER	384077-29
ORGANIA	384077-133
MIRINDA-ORANGE	384077-152
MIRINDA-STRAWBERRY	384077-153
MIRINDA-LEMON	384077-154
SHANI	384077-157
CAFFEINE FREE PEPSI	384077-204
CAFFEINE FREE DIET PEPSI	384077-205



“UNIVENDOR”[®]
INTERNATIONAL
COMMON
PARTS SECTION
390330 B



"UNIVENDOR" CABINET ASSEMBLY

ITEM NO.	PART NAME & DESCRIPTION	REQ.	MODEL NUMBERS				ITEM LETTER
			260 - 270 280	296 - 310 324	388 - 392 406	450 - 460 470 - 490	
**1	CABINET ASSEMBLY(PRE 91 STK MNT)-BLACK	1	134954	134954-1	134954-3	134954-4	Q, CC
~	CABINET ASSEMBLY(PRE 91 STK MNT)-BROWN	1	134954-5	134954-6	134954-8	134954-9	
~	CABINET ASSEMBLY(PRE 91 STK MNT)-WHITE	1	134954-10	134954-11	134954-13	134954-14	
~	CABINET ASSEMBLY(PRE 91 STK MNT)-RED	1	134954-15	134954-16	134954-18	134954-19	
~	CABINET ASSEMBLY(PRE 91 STK MNT)-GREEN	1	134954-20	134954-21	134954-23	134954-24	
~	CABINET ASSEMBLY(1991 STK MNT)-BLACK	1	1017659	1017659-1	1017659-3	1017659-4	
~	CABINET ASSEMBLY(1991 STK MNT)-BROWN	1	1017659-5	1017659-6	1017659-8	1017659-9	
~	CABINET ASSEMBLY(1991 STK MNT)-WHITE	1	1017659-10	1017659-11	1017659-13	1017659-14	
~	CABINET ASSEMBLY(1991 STK MNT)-RED	1	1017659-15	1017659-16	1017659-18	1017659-19	
~	CABINET ASSEMBLY(1991 STK MNT)-GREEN	1	1017659-20	1017659-21	1017659-23	1017659-24	
2	TOP HINGE WELD ASSEMBLY	1	133445	133445	133445	133445	
3	RAIN GASKET	1	389463-1	389463-1	389463	389463	
4	STACK ASSEMBLY - SEE PG B 3,B 4	1	~	~	~	~	
5	STACK SUPPORT (12/90 & EARLIER)PG B 8	2	~	~	~	~	
~	STACK SUPPORT (1/91 TO DATE) PG B 10	2	~	~	~	~	
6	CLOSURE CAP	2	388143	388143	388143	388143	
7	BRACKET - CHUTE	1	388086	388086	388086	388086	
8	HINGE PIN	1	389071	389071	389071	389071	
9	AIR DAM LEFT	1	388403	388403	1035851-1	1035851-1	
10	TRANSFORMER-60HZ 240V (NOT SHOWN)	1	389427	389427	389427	389427	
~	TRANSFORMER-50HZ 220V (NOT SHOWN)	1	382720	382720	382720	382720	
11	ROLLER	1	368656	368656	368656	368656	
12	ROLLER BRACKET - DOOR LIFT	1	388096	388096	388096	388096	
13	SHIM - BRACKET	AR	388097	388097	388097	388097	
14	AIR DAM RIGHT	1	388917	388917	388917	388917	
15	LEVELING LEG	4	389788	389788	389788	389788	
16	STRAP ADJUSTABLE - TUBING	1	342621	342621	342621	342621	
*17	QUICKER-LOCK ASSEMBLY	1	~	~	~	~	
18	LATCH BRACKET	1	1027115	1027115	1027115	1027115	
19	SIDE DECAL - SEE PAGE A-13, A-14	2	~	~	~	~	
20	BRACKET - REFRIGERATION	2	388387	388387	388387	388387	
21	DRAIN TUBE	1	388245	388245	388245	388245	
22	WASHER	1	387837	387837	387837	387837	
23	NUT - DRAIN TUBE	1	387925	387925	387925	387925	
24	DRAIN TUBING	AR	340061	340061	340061	340061	
25	CLIP - TUBING TO PAN	1	321304	321304	321304	321304	
26	CONDENSATE PAN	1	339840	339840	339840	339840	
27	DELIVERY CHUTE (NOT SHOWN)	1	389590	389590	388778	388778	
28	BRACKET - DOOR POWER SWITCH	1	1009583	1009583	1009583	1009583	
29	DOOR POWER SWITCH	1	388807	388807	388807	388807	
30	SAFETY SCREEN ASSEMBLY - SMALL HOLE	1	1032984-1	1032984-1	1032984	1032984	
~	SAFETY SCREEN ASSEMBLY - MEDIUM HOLE	1	1032984-4	1032984-4	1032984-3	1032984-3	
~	SAFETY SCREEN ASSEMBLY - LARGE HOLE	1	1032984-7	1032984-7	1032984-6	1032984-6	
31	GROMMET - SMALL	1	327021	327021	327021	327021	
~	GROMMET - MEDIUM	1	390286	390286	390286	390286	
~	GROMMET - LARGE	1	1007319	1007319	1007319	1007319	
32	HARNES-DOOR PWR. SW. (NOT SHOWN)	1	133668	133668	133668	133668	

NOTE: ITEM LETTER "HARDWARE" LISTED ON PAGE A-6.

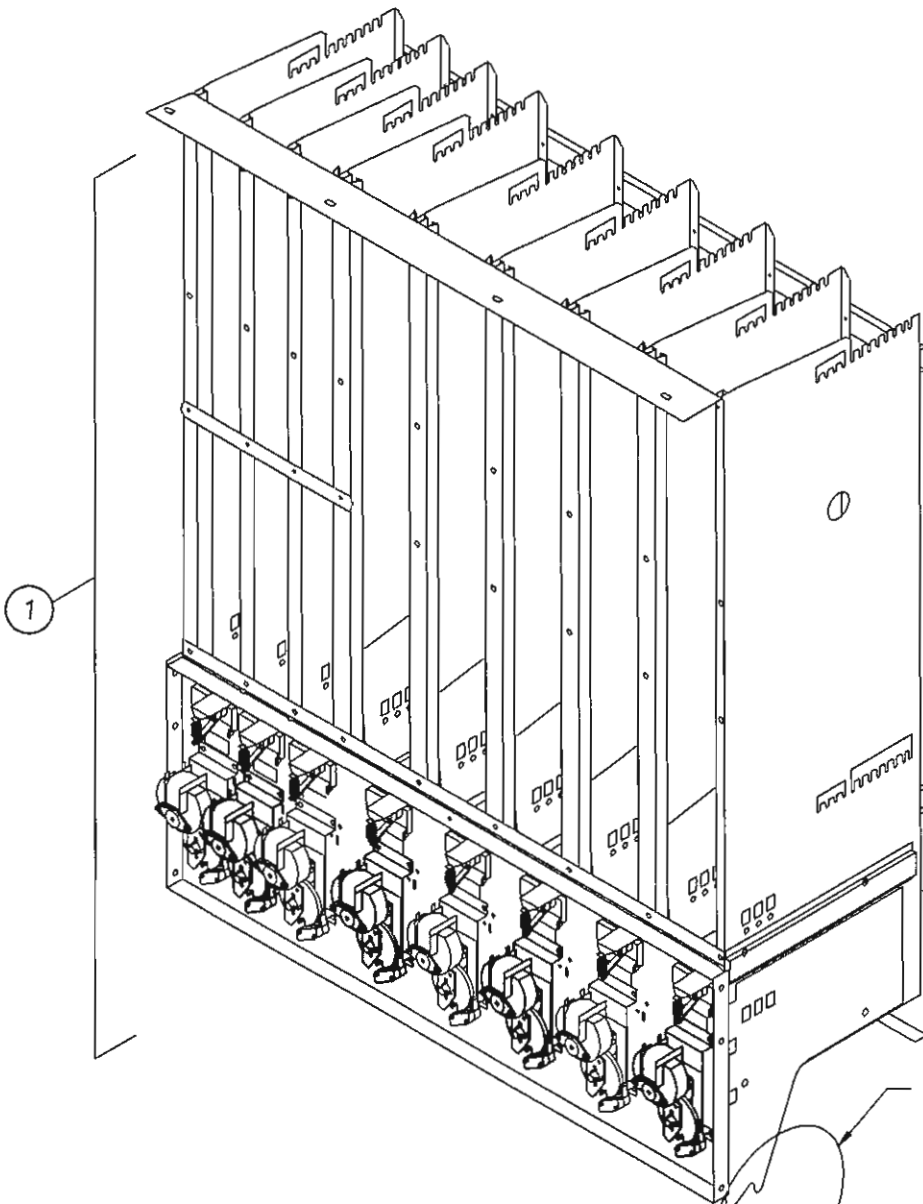
** NOTE: WHEN ORDERING PART SPECIFY COLOR AND/OR FRANCHISE.

* SEE PAGE B-12 FOR QUICKER LOCK ASSEMBLY.

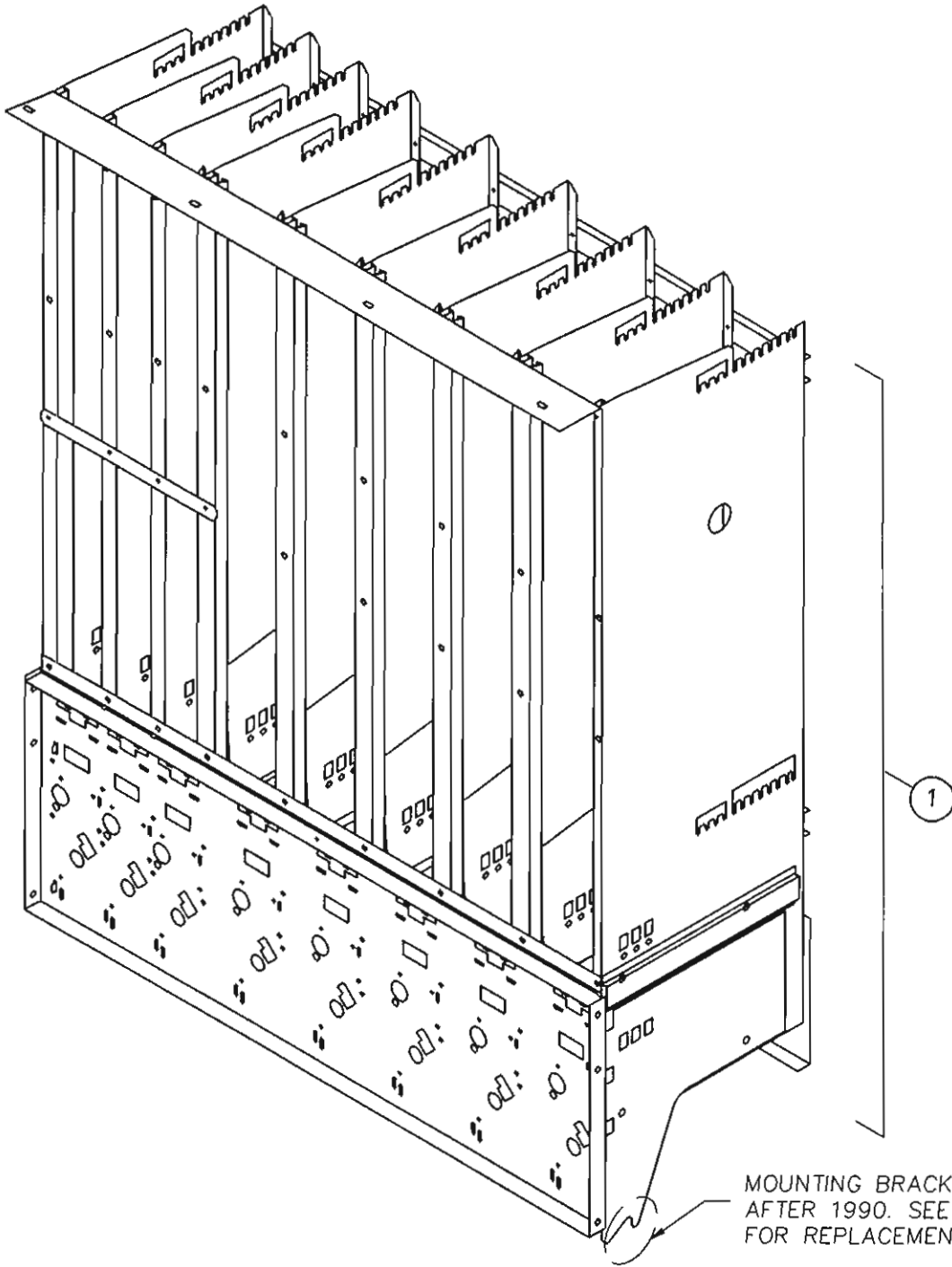
PRE-1991 STACK - VEND MECH COMPLETE ASSEMBLY

ITEM NO.	MODEL NUMBER	CABINET SIZE	STACK CONFIGURATION	NO. REQ.	PART NO. INTERNATIONAL
1	260	32 X 66	1 + 7	1	134578-24
~	270	32 X 66	3 + 4	1	134578-25
~	280	32 X 66	5 + 1	1	134578-26
~	296	32 X 72	1 + 7	1	134578-27
~	310	32 X 72	3 + 4	1	134578-29
~	324	32 X 72	5 + 1	1	134578-30
~	388	39 X 72	2 + 8	1	134578-38
~	392	39 X 72	5 + 3	1	134578-39
~	406	39 X 72	7 + 0	1	134578-40
~	450	32 X 79	3 + 6	1	134578-42
~	460	32 X 79	2 + 8	1	134578-43
~	470	39 X 79	5 + 3	1	134578-44
~	490	39 X 79	7 + 0	1	134578-45

NOTE: VEND MECH HARNESSES NOT INCLUDED



MOUNTING BRACKET NOT USED AFTER 1990. SEE PAGE B-10 FOR REPLACEMENT PART.



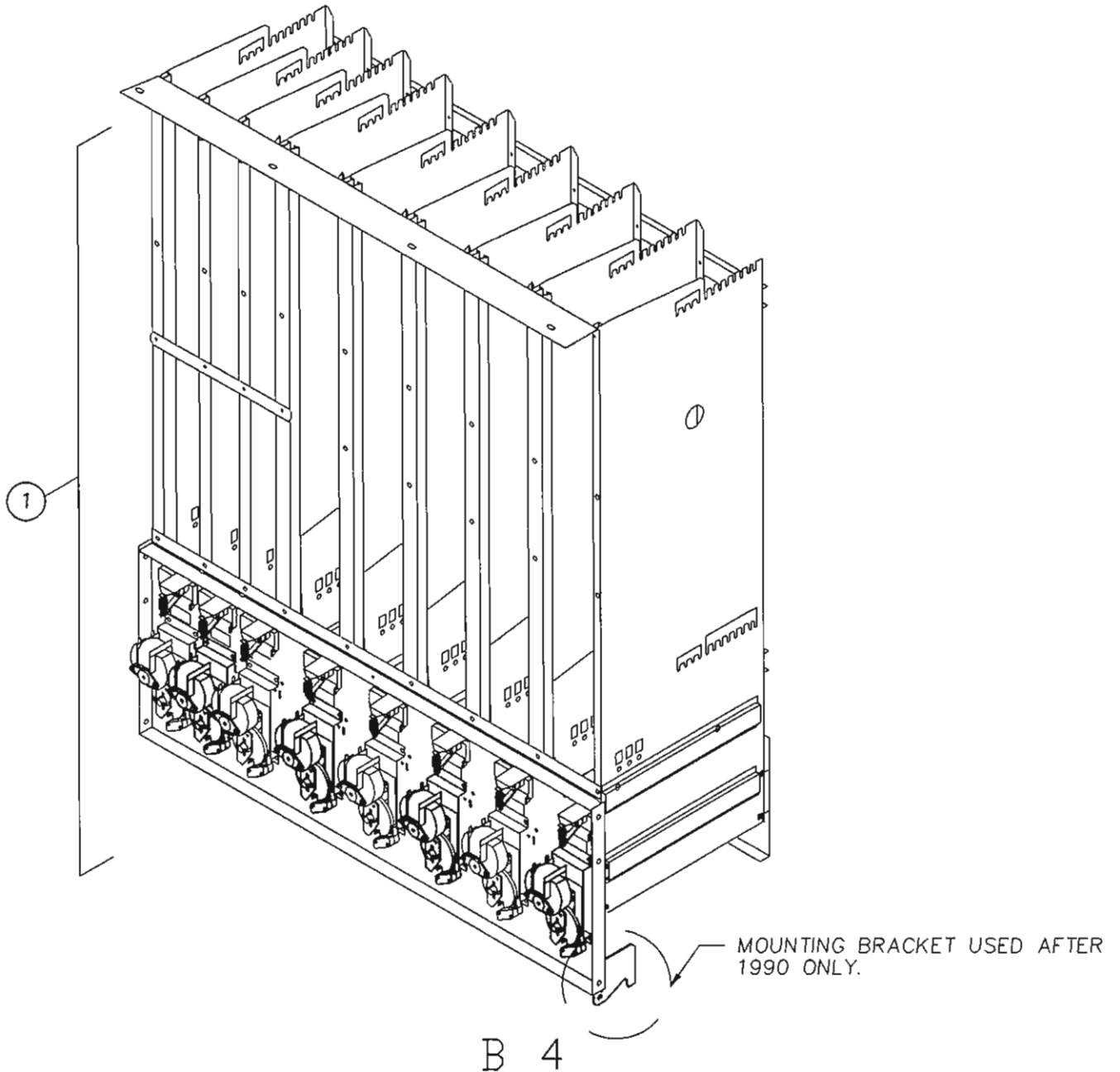
"UNIVENDOR" PRE-1991 STACK CHASSIS ASSEMBLY

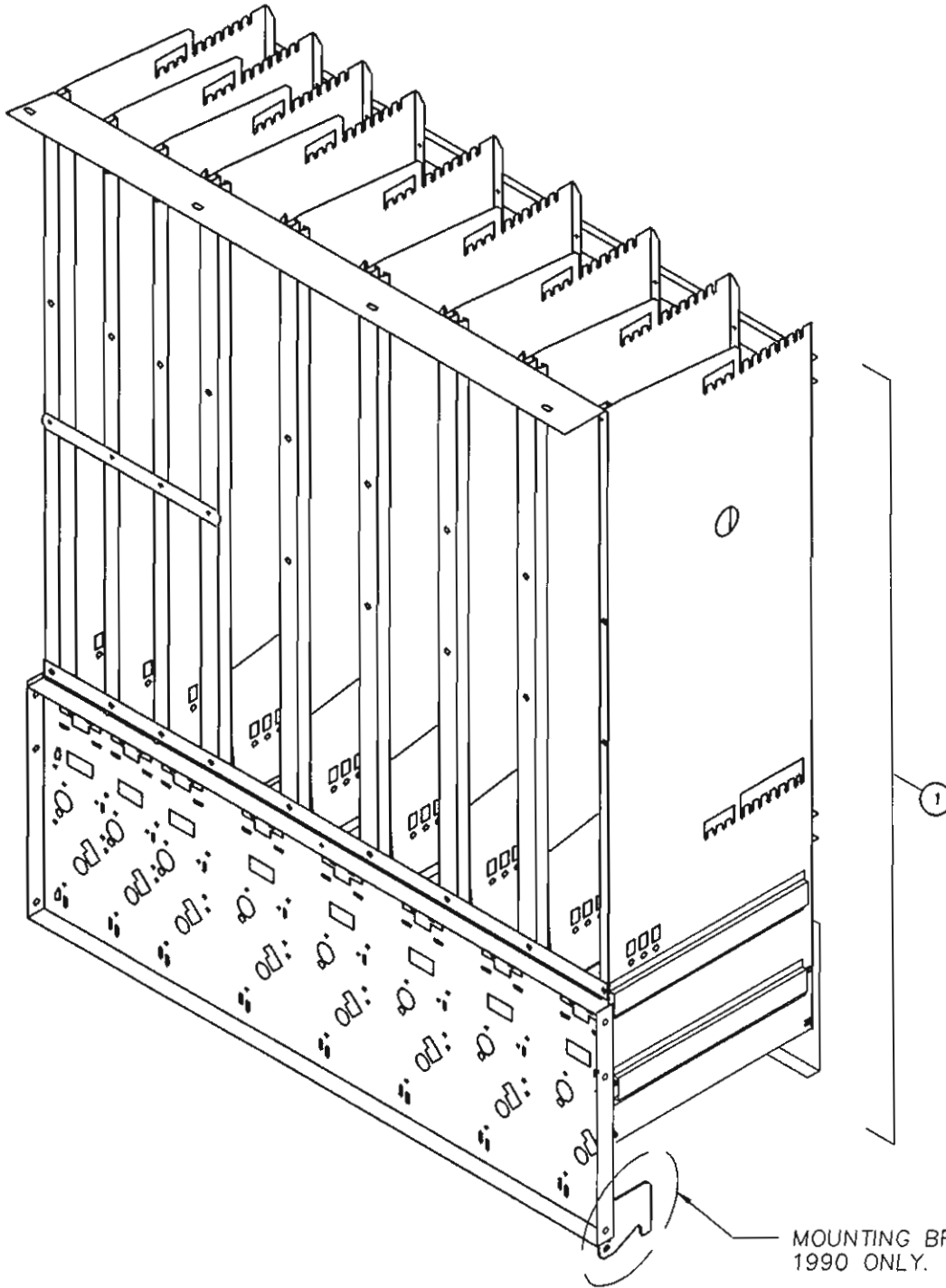
ITEM NUMBER	CONFIGURATION	PART NUMBER			NUMBER REQUIRED
		MACHINE HEIGHT			
		79"	72"	66"	
1	1 + 7	~	134530-1	134530-2	1
~	3 + 4	~	134531-1	134531-2	1
~	5 + 1	~	134532-1	134532-2	1
~	2 + 8	133782	133782-1	~	1
~	5 + 3	133779	133779-1	~	1
~	3 + 6	133780	~	~	1
~	7 + 0	133781	133781-1	~	1

1991 STACK - VEND MECH COMPLETE ASSEMBLY

ITEM NO.	MODEL NUMBER	CABINET SIZE	STACK CONFIGURATION	NO. REQ	PART NO. INTERNATIONAL
1	260	32 X 66	1 + 7	1	1006258-24
~	270	32 X 66	3 + 4	1	1006258-25
~	280	32 X 66	5 + 1	1	1006258-26
~	296	32 X 72	1 + 7	1	1006258-27
~	310	32 X 72	3 + 4	1	1006258-29
~	324	32 X 72	5 + 1	1	1006258-30
~	388	39 X 72	2 + 8	1	1006258-38
~	392	39 X 72	5 + 3	1	1006258-39
~	406	39 X 72	7 + 0	1	1006258-40
~	450	39 X 79	3 + 6	1	1006258-42
~	460	39 X 79	2 + 8	1	1006258-43
~	470	39 X 79	5 + 3	1	1006258-44
~	490	39 X 79	7 + 0	1	1006258-45

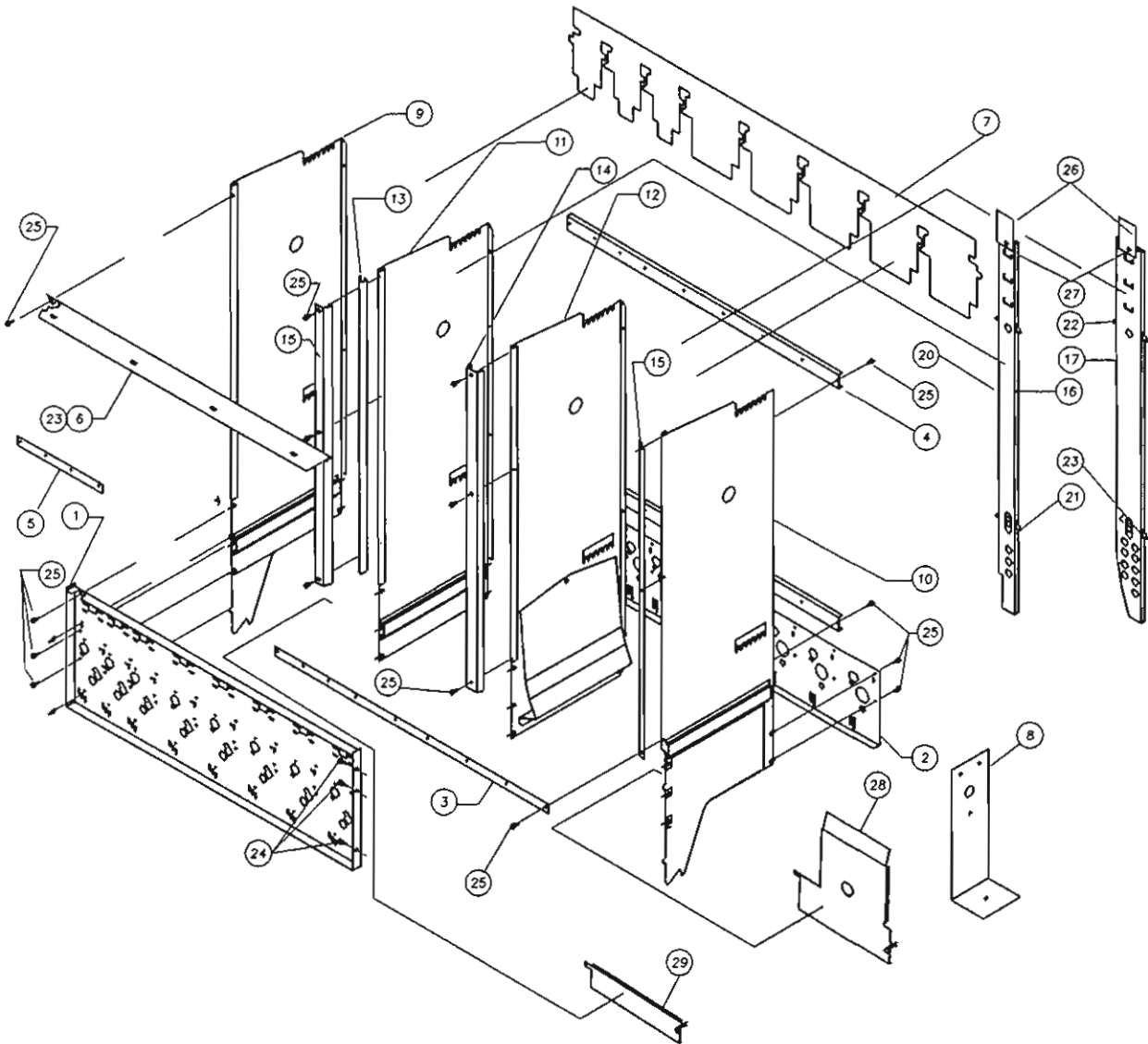
NOTE: VEND MECH HARNESSES NOT INCLUDED





"UNIVENDOR" 1991 STACK CHASSIS ASSEMBLY

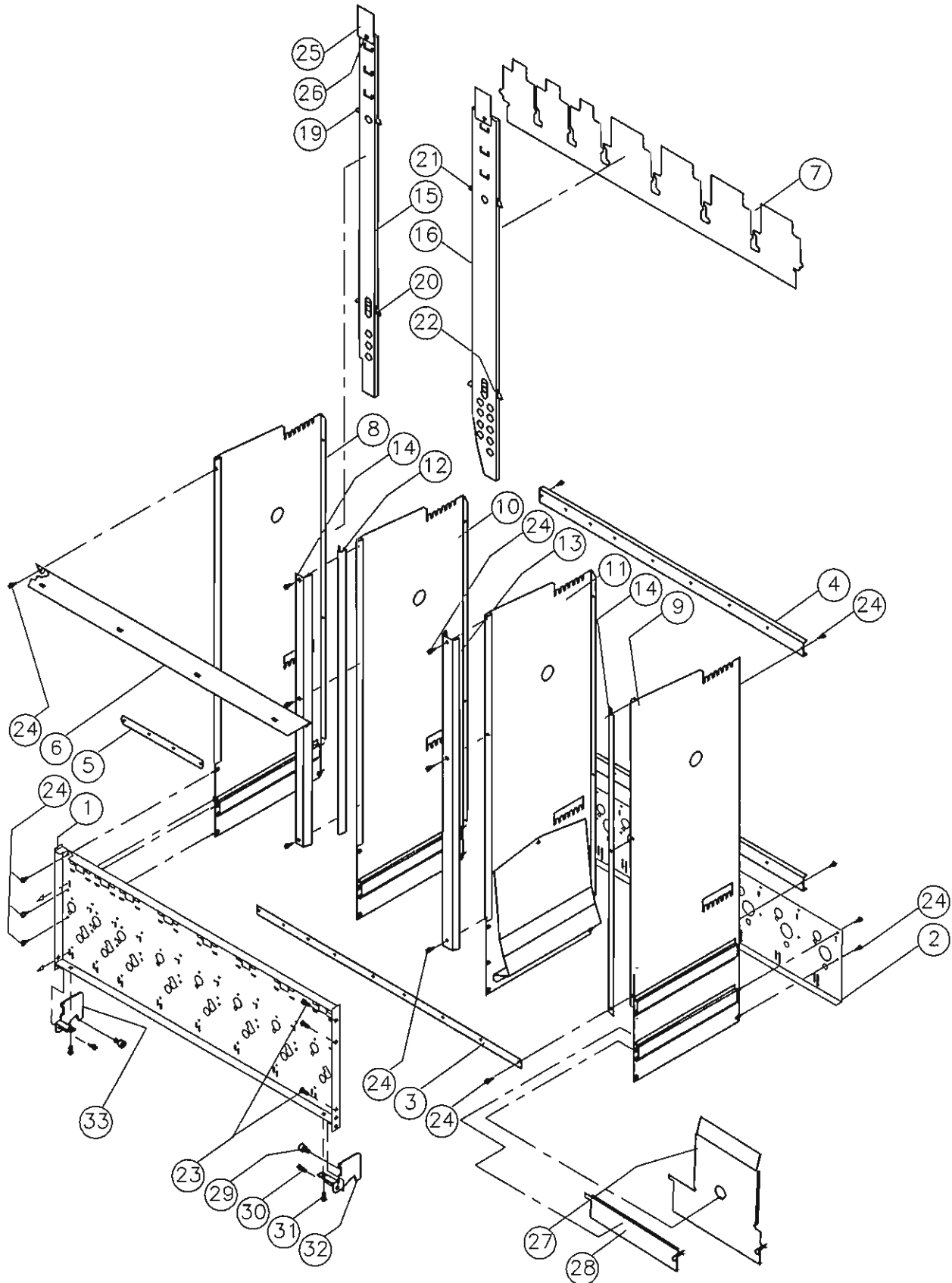
ITEM NUMBER	CONFIGURATION	PART NUMBER			NUMBER REQUIRED
		MACHINE HEIGHT			
		79"	72"	66"	
1	1 + 7	~	1037714-5	1037714-2	1
~	3 + 4	~	1037714-6	1037714-3	1
~	5 + 1	~	1037714-7	1037714-4	1
~	2 + 8	1037714-12	1037714-8	~	1
~	5 + 3	1037714-13	1037714-9	~	1
~	3 + 6	1037714-11	~	~	1
~	7 + 0	1037714-14	1037714-10	~	1



"UNIVENDOR" PRE-1991 STACK CHASSIS COMPONENTS

ITEM NO.	CONFIGURATIONS →	REQ.	1 + 7	3 + 4	5 + 1	2 + 8	5 + 3	3 + 6	7 + 0
			PART NO.	PART NO.	PART NO.	PART NO.	PART NO.	PART NO.	PART NO.
1	FRONT MECH PLATE	1	389104	388976	388969	389008	388880	388824	389004
2	REAR MECH PLATE	1	389105	388975	388970	389009	388881	388825	389044
3	FRONT STRAP	1	389102	388977	388971	388779	388891	388833	389041
4	REAR STRAP	2	389101	388978	388972	388766	388892	388834	389042
5	FRONT STRAP	1	389273	389273-4	389273-1	389273-8	389273-3	389273-6	~
6	TOP SUPPORT	1	389103	388979	388973	389012	388883	388841	389043
7	AIR BAFFLE	1	389118	389096	389095	389010	388893	388837	389011
8	STACK SUPPORT ASSY.	2	134444	133329	134321	133663	133329	134444	133766

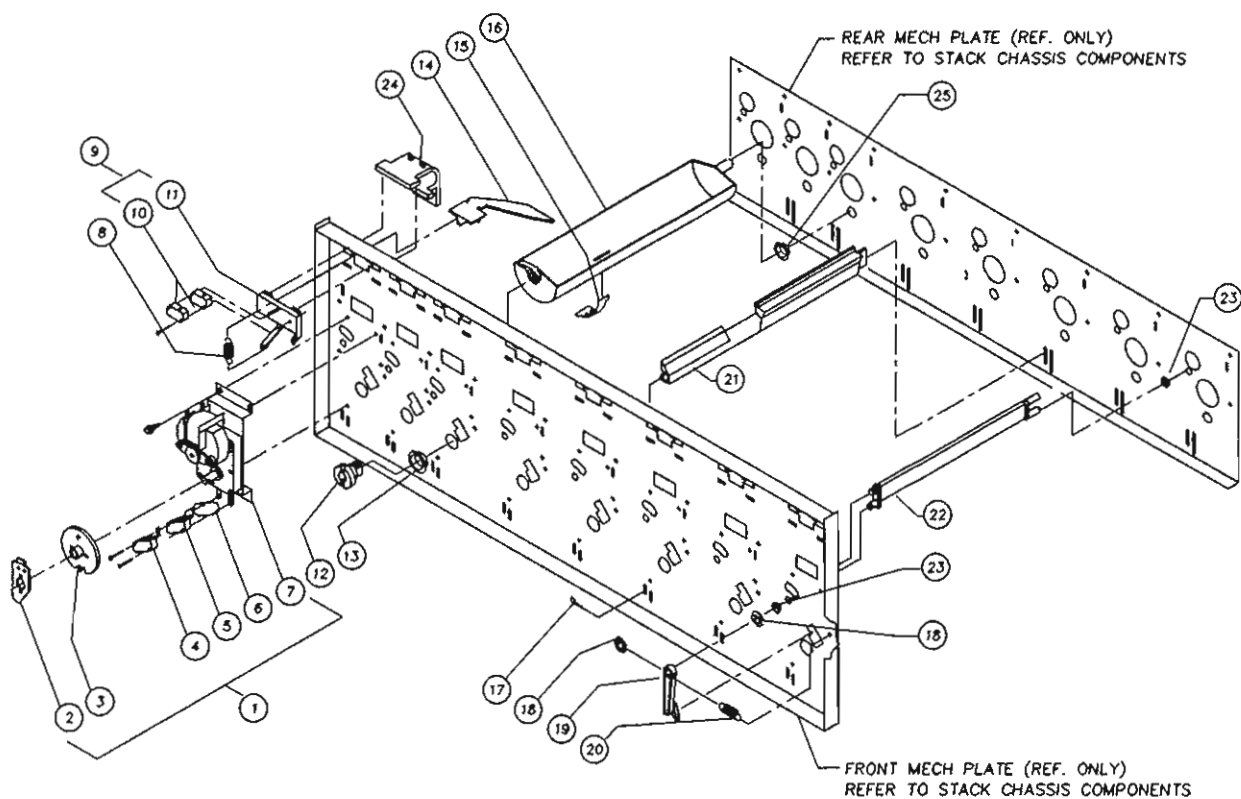
ITEM NO.	DESCRIPTION	NO. REQ	MODEL NUMBER →			
			260 - 270 280	296 - 310 324	388 - 392 406	450 - 460 470 - 490
9	PARTITION WELD ASSY. - LEFT SIDE	1	133659-2	133659-1	133659-1	133659
~	PARTITION WELD ASSY. - LF.SD. (7+0)	1	134313	134313-1	134313-1	134313
10	PARTITION WELD ASSY. - RIGHT SIDE	1	133662	133662-1	133662-1	133662
~	PARTITION WELD ASSY. - RT. SD.(2+8)	1	134312-2	134312-1	134312-1	134312
11	PARTITION WELD ASSY. - SING. COL	A/R	133660-2	133660-1	133660-1	133660
12	PARTITION WELD ASSY. - STAG. COL.	A/R	133661-2	133661-1	133661-1	133661
13	PRODUCT RETAINER - SING. COL.	A/R	390073-2	390073-1	390073-1	390073
14	PRODUCT RETAINER - STAG. COL.	A/R	388947-2	388947-1	388947-1	388947
15	PRODUCT RETAINER - SIDE	2	388948-2	388948-1	388948-1	388948
16	BACKSPACER - SING. COL.	A/R	388694-2	388694-1	388694-1	388694
17	BACKSPACER - STAG. COL.	A/R	388783-2	388783-1	388783-1	388783
18	MECH COVER (NOT SHOWN)	1	388838-1	388838-1	388838	388838
19	VEND CHUTE (NOT SHOWN)	1	389100	389100	388778	388778
20	BACKSPACER HANGER-UPPER SING.	A/R	388695	388695	388695	388695
21	BACKSPACER HANGER-LOWER SING.	A/R	388889	388889	388889	388889
22	BACKSPACER HANGER-UPPER STAG.	A/R	388784	388784	388784	388784
23	BACKSPACER HANGER-LOWER STAG.	A/R	388888	388888	388888	388888
24	SCREW	A/R	V801490	V801490	V801490	V801490
25	SCREW	A/R	V801422	V801422	V801422	V801422
26	KEEPER BACK SPACER	A/R	389992	389992	389992	389992
27	RIVET KEEPER	A/R	V801412	V801412	V801412	V801412
28	SIDESPACER-STAG. COL. 10 OZ. CAN	A/R	388844	388844	388844	388844
29	SIDESPACER-SING. COL. 10 OZ. BTL.	A/R	389659	389659	389659	389659
THE FOLLOWING ITEMS ARE NOT SHOWN:						
30	MOUNTING BRACKET TOP - CHUTE	A/R	388086	388086	388086	388086
31	MOUNTING BRACKET BOT.-CHUTE	A/R	388087	389470	388087	388087
32	VEND MECH HARNESS-SEE PG. A-4	1	~	~	~	~
33	PLASTIC CLAMP-VEND MECH HARNESS	A/R	384692	384692	384692	384692
34	SCREW (CHUTE & CLAMP)	6	V801489	V801489	V801489	V801489
35	VERTICAL AIR BAFFLE	2	388916	388916	388916	388916



"UNIVENDOR" 1991 STACK CHASSIS COMPONENTS

ITEM NO.	DESCRIPTION	REQ.	CONFIGURATIONS →						
			1 + 7	3 + 4	5 + 1	2 + 8	5 + 3	3 + 6	7 + 0
			PART NO.	PART NO.	PART NO.	PART NO.	PART NO.	PART NO.	PART NO.
1	FRONT MECH PLATE	1	1004808	1004832	1004905	1004816	1004859	1004867	1004913
2	REAR MECH PLATE	1	389105	388975	388970	389009	388881	388825	389044
3	FRONT STRAP	1	389102	388977	388971	388779	388891	388833	389041
4	REAR STRAP	2	389101	388978	388972	388766	388892	388834	389042
5	FRONT STRAP	1	389273	389273-4	389273-1	389273-8	389273-3	389273-6	~
6	TOP SUPPORT	1	389103	388979	388973	389012	388883	388841	389043
7	AIR BAFFLE	1	389118	389096	389095	389010	388893	388837	389011

ITEM NO.	DESCRIPTION	NO. REQ.	MODEL NUMBER →			
			260 - 270 280	296 - 310 324	388 - 392 406	450 - 460 470 - 490
			PART NO.	PART NO.	PART NO.	PART NO.
8	PARTITION WELD ASSY. - LEFT SIDE	1	133660-2	133660-1	133660-1	133660
~	PARTITION WELD ASSY. - LF.SD. (7+0)	1	133661-2	133661-1	133661-1	133661
9	PARTITION WELD ASSY. - RIGHT SIDE	1	1004395-2	1004395-1	1004395-1	1004395
~	PARTITION WELD ASSY. - RT. SD.(2+8)	1	~	~	1004387-1	1004387
10	PARTITION WELD ASSY. - SING. COL.	A/R	133660-2	133660-1	133660-1	133660
11	PARTITION WELD ASSY. - STAG. COL.	A/R	133661-2	133661-1	133661-1	133661
12	PRODUCT RETAINER - SING. COL.	A/R	390073-2	390073-1	390073-1	390073
13	PRODUCT RETAINER - STAG. COL.	A/R	388947-2	388947-1	388947-1	388947
14	PRODUCT RETAINER - SIDE	2	388948-2	388948-1	388948-1	388948
15	BACKSPACER - SING. COL.	A/R	388694-2	388694-1	388694-1	388694
16	BACKSPACER - STAG. COL.	A/R	388783-2	388783-1	388783-1	388783
17	MECH COVER (NOT SHOWN)	1	388838-1	388838-1	388838	388838
18	VEND CHUTE (NOT SHOWN)	1	389100	389100	388778	388778
19	BACKSPACER HANGER-UPPER SING.	A/R	388695	388695	388695	388695
20	BACKSPACER HANGER-LOWER SING.	A/R	388889	388889	388889	388889
21	BACKSPACER HANGER-UPPER STAG.	A/R	388784	388784	388784	388784
22	BACKSPACER HANGER-LOWER STAG.	A/R	388888	388888	388888	388888
23	SCREW	A/R	V801490	V801490	V801490	V801490
24	SCREW	A/R	V801422	V801422	V801422	V801422
25	KEEPER BACK SPACER	A/R	389992	389992	389992	389992
26	RIVET KEEPER	A/R	V801412	V801412	V801412	V801412
27	SIDESPACER-STAG. COL. 10 OZ. CAN	A/R	388844	388844	388844	388844
28	SIDESPACER-SING. COL. 10 OZ. BTL.	A/R	389659	389659	389659	389659
29	SCREW - STACK MOUNTING	2	1004328	1004328	1004328	1004328
30	SCREW	4	V802050	V802050	V802050	V802050
31	SCREW	4	V801421	V801421	V801421	V801421
32	BRACKET - STACK MOUNTING RIGHT	1	390363	390363	390363	390363
33	BRACKET - STACK MOUNTING LEFT	1	390363-1	390363-1	390363-1	390363-1
THE FOLLOWING ITEMS ARE NOT SHOWN:						
34	MOUNTING BRACKET TOP - CHUTE	A/R	388086	388086	388086	388086
35	MOUNTING BRACKET BOTTOM-CHUTE	A/R	388087	388087	388087	388087
36	VEND MECH HARNESS-SEE PG. A-4	1	~	~	~	~
37	PLASTIC CLAMP-VEND MECH HARNESS	A/R	384692	384692	384692	384692
38	SCREW (CHUTE & CLAMP)	6	V801489	V801489	V801489	V801489
39	VERTICAL AIR BAFFLE	2	388916	388916	388916	388916



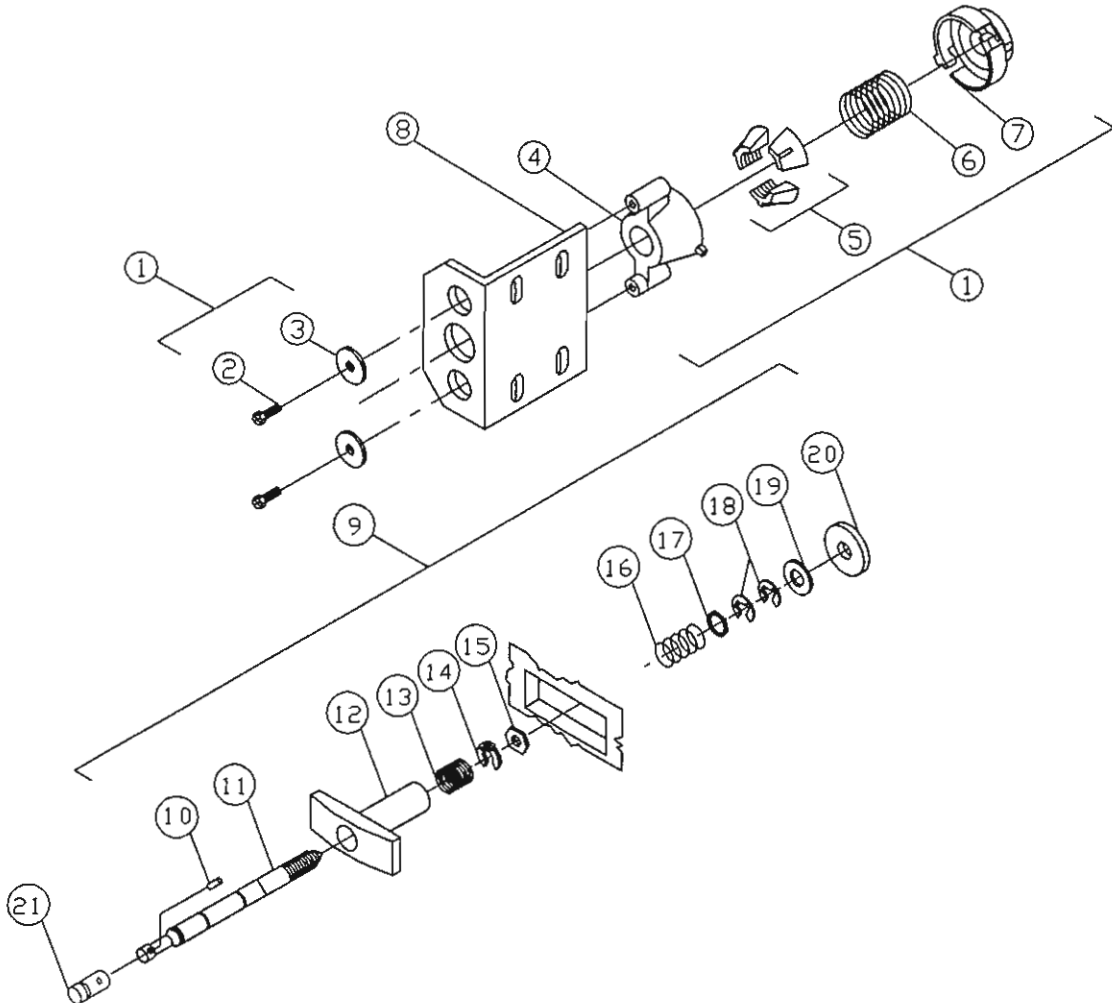
“UNIVENDOR” VEND MECH ASSEMBLY

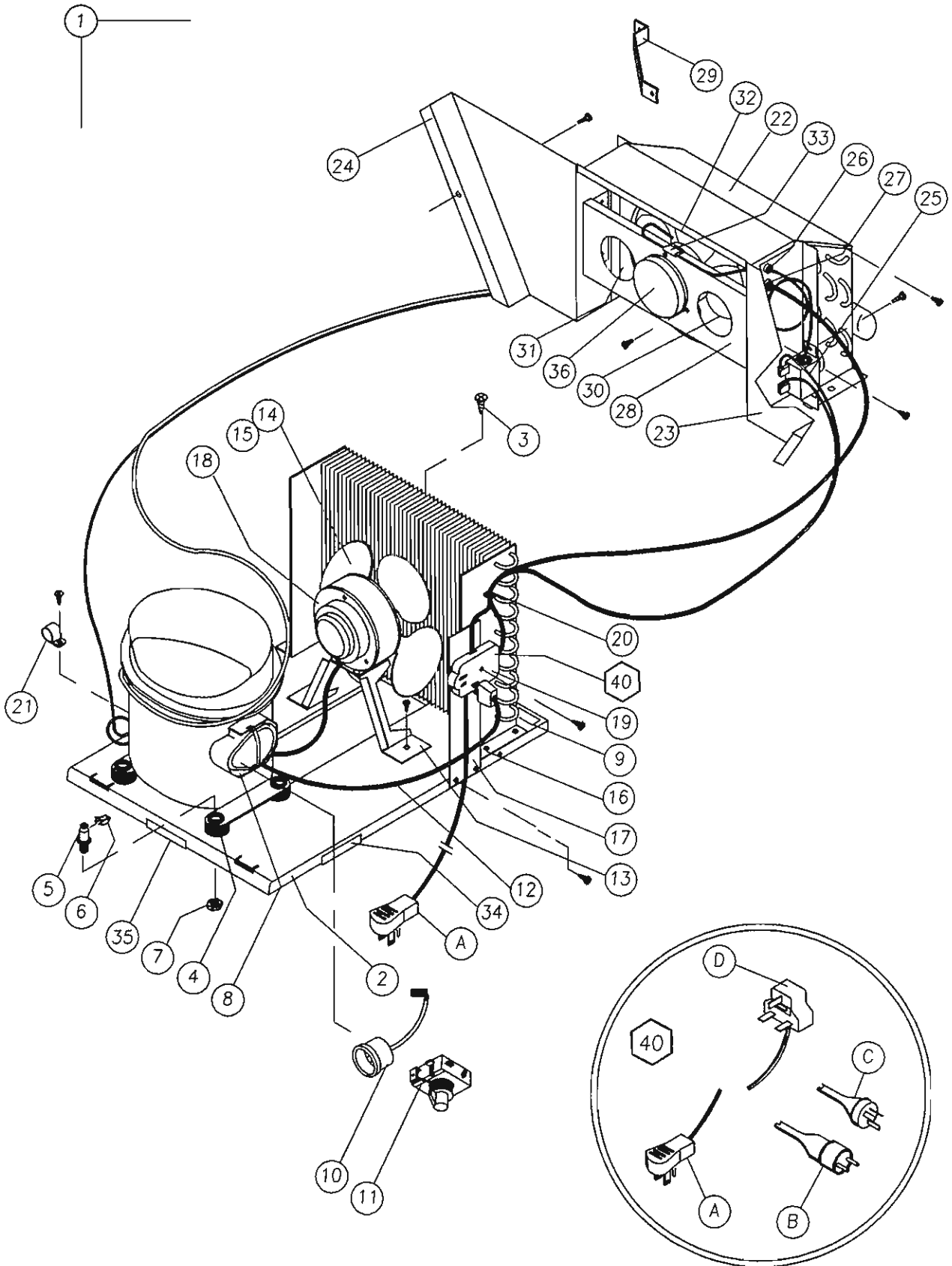
ITEM NO.	PART NAME & DESCRIPTION	REQ.	PART NO.	ITEM LETTER
1	VEND MOTOR ASSEMBLY	AR	133787-1	
2	RETAINER - CAM	1	389000	
3	TIMING CAM	1	388999	
4	CARRIER SWITCH	1	388687	A
5	START SWITCH	1	388688	
6	INSULATOR	1	340025-3	P
7	VEND MOTOR	1	388637	
8	SPRING	1	390326	
9	SOLD OUT LEVER ASSEMBLY	AR	134838	
10	SWITCH - SOLD OUT	2	368299	A
11	SWITCH MOUNT - SOLD OUT	1	1005901	
12	ADAPTOR COUPLING	AR	389785	
13	BUSHING - VEND BUCKET FRONT	AR	385603-3	
14	SOLD OUT LEVER	1	388630	
~	SOLD OUT LEVER - SHORT	1	389242	
15	* ANTI-THEFT CLIP	AR	388681	
16	VEND BUCKET	AR	389416	
17	COTTER CLIP - GAGE BAR	AR	387450	
18	E-CLIP - GATE	AR	V801080	
19	GATE LINK	AR	1008501	
20	SPRING	AR	387849	
21	GAGE BAR	AR	388817	
22	GATE	AR	388636	
23	BUSHING - GATE (FRONT & REAR)	AR	385603-5	
24	SPACER - SOLD OUT LEVER	AR	389241	
25	BUSHING - VEND BUCKET REAR	AR	385603-6	

NOTE: ITEM LETTER "HARDWARE" LISTED ON PAGE A-6.
 *NOTE: SEE KIT LISTS IN SERVICE MANUAL.






"UNIVENDOR". QUICKER-LOCK ASSEMBLY

ITEM NUMBER	PART NAME & DESCRIPTION	NUMBER REQUIRED	PART NUMBER
1	QUICKER-LOCK ASSEMBLY	1	1018507
2	SCREW TAPPING	2	V802044
3	WASHER	2	389026
4	RETAINER NUT	1	389022
5	NUT SEGMENT (SET OF THREE)	1	1033085
6	SPRING	1	389690
7	CAP	1	389689
8	LATCH BRACKET	1	1027115
9	LOCK ASSEMBLY (SEE DOOR SECTIONS)	1	~
10	PIN - STUD	1	~
11	LOCKING STUD (BOLT)	1	~
12	T-HANDLE	1	~
13	SPRING	1	~
14	E-RING RETAINER	1	~
15	HEX WASHER	1	~
16	SPRING - HEAVY DUTY	1	~
17	FLAT WASHER	1	~
18	E-RING RETAINER	2	~
19	WASHER - 1/2	2	~
20	VAPOR SEAL	1	~
21	FLEX ACE LOCK	A/R	~
22	KEY (NOT SHOWN)	A/R	~

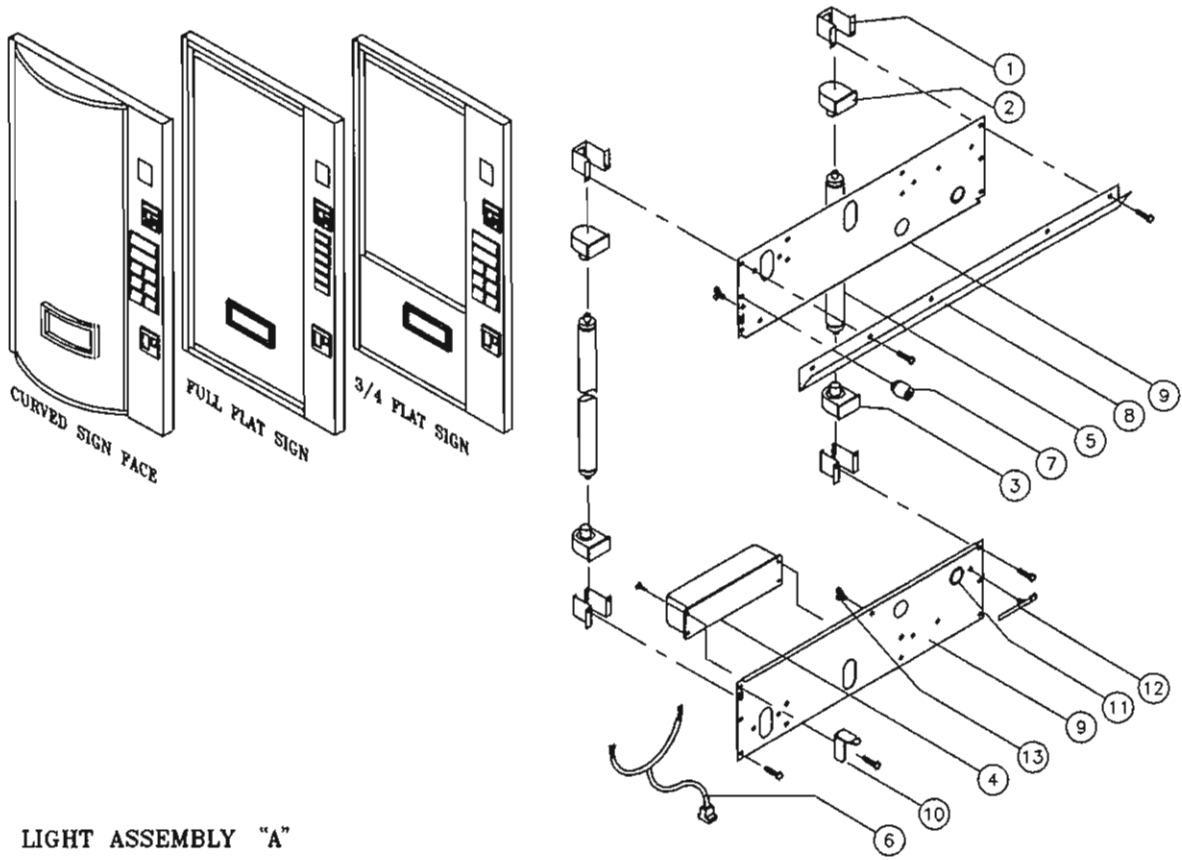




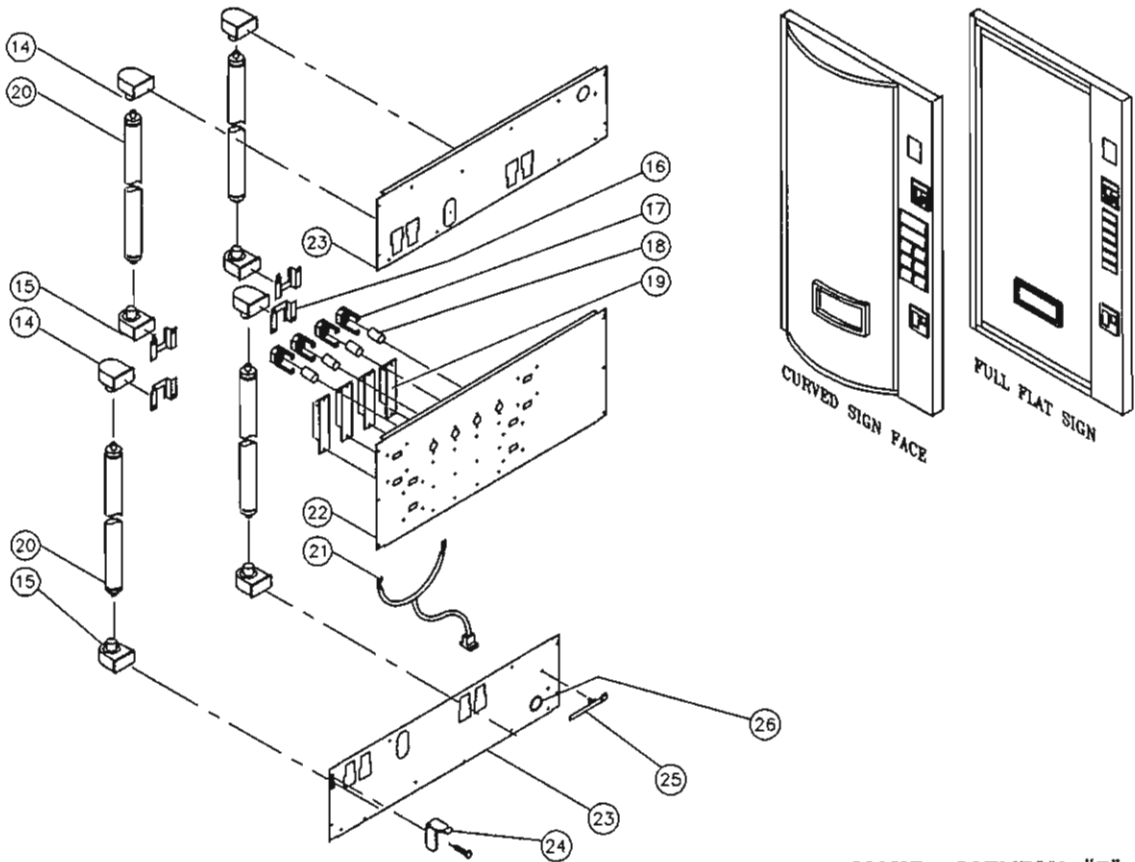
"UNIVENDOR" REFRIGERATION ASSEMBLY

ITEM NO.	PART NO. 1/4 HP	PART NO. 1/3 HP	QTY. REQ.	DESCRIPTION	ITEM LETTER
1	~	132052	1	Y83 REPLACEMENT REFRIG. SYS. 220V 50HZ	
1	132047	~	1	Y87 REPLACEMENT REFRIG. SYS. 220V 50HZ	
1	~	134574	1	Z83 REPLACEMENT REFRIG. SYS. 220V 60HZ	
1	~	133397	1	V83 REPLACEMENT REFRIG. SYS. 110V 60HZ	
1	132901	~	1	V87 REPLACEMENT REFRIG. SYS. 110V 60HZ	
2	1006703	1006703	1	BASE - REFRIGERATION	
3	V801343	V801343	1	SCREW - REFRIG. SYSTEM HOLD-DOWN	
4	323090-1	323090-1	4	GROMMET - COMPRESSOR MOUNT	
5	343872	343872	2	STUD-COMPRESSOR MOUNT-PRIOR TO DEC. 1991	
~	390102	390102	2	STUD-COMPRESSOR MOUNT-AFTER DEC. 1991	
6	343874	343874	2	CLIP - COMPRESSOR MOUNT	
7	V800949	V800949	2	NUT-NOT USED AFTER DEC. 1991	
8	344308	344308	1	COVER - OVERLOAD	
~	344306	344306	1	BAIL STRAP - COVER	
9	~	~	1	NAME PLATE - REFRIGERATION	
10	45052-16	45052-29	1	OVERLOAD PROTECTOR 220V/50HZ	
~	~	45052-42	1	OVERLOAD PROTECTOR 220V/60HZ	
~	45052-28	45052-27	1	OVERLOAD PROTECTOR 110V	
11	333894-10	333894-2	1	START RELAY 220V/50HZ	
~	~	333894-24	1	START RELAY 220V/60HZ	
~	333894-8	333894-15	1	START RELAY 110V	
12	344105	344105	1	COMPRESSOR CORD	JJ
13	389797	389797	1	BRACKET - CONDENSER FAN	II
14	389602	320766	1	FAN BLADE - CONDENSER FAN	
15	321304	321304	1	RETAINER CLIP - FAN BLADE	
16	916923	916923	2	TINNERMAN - CONDENSER MOUNT	KK
17	390366	390366	1	BRACKET - SERVICE CORD	CC
18	42321-28	42321-23	1	FAN MOTOR - CONDENSER 220V	CC
~	42321-35	42321-36	1	FAN MOTOR - CONDENSER 110V	CC
19	V800892	V800892	2	BRASS NUT - CORD EYELET	
20	384692-3	384692-3	1	CLAMP - WIRE ROUTING	
21	324099-3	324099-3	1	CLAMP - DRIER	CC
22	388793	388794	1	TOP COVER - EVAPORATOR	
23	388795-1	390317	1	LEFT EXTENSION - EVAPORATOR	CC
24	388795	390316	1	RIGHT EXTENSION - EVAPORATOR	CC
25	368794-1	368794-1	1	TEMPERATURE CONTROL - 220V	CC
~	368794	368794	1	TEMPERATURE CONTROL - 110V	CC
26	389747	389747	1	BUSHING - TEMP. CONTROL PROBE	
27	327699-2	327699-2	1	BUSHING - EVAP. FAN WIRE	
28	320266-1	389038	1	BRACKET-EVAP. FAN MOTOR-BEFORE JAN. 1991	
~	~	1004204	3	BRACKET-EVAP. FAN MOTOR-AFTER JAN. 1991	
30	389623	389614	2	FAN BLADE - EVAP. FAN 220V	
~	44190	389614	2	FAN BLADE - EVAP. FAN 110V	
31	V42323	V42323	2	RETAINER CLIP - FAN BLADE	
32	385434	390228	1	ORIFICE PLATE - EVAP. FAN	CC
33	1030612	1030612	1	CLIP - TEMP. CONTROL PROBE	
34	388304-1	388304-1	2	EDGE TRIM - BASE (SHORT)	
35	388304	388304	1	EDGE TRIM - BASE (LONG)	
36	42321-43	42321-43	1	FAN MOTOR - EVAPORATOR 220V	JJ
~	42321-44	42321-17	1	FAN MOTOR - EVAPORATOR 110V	JJ
37	~	389504	1	START CAPACITOR, 220V/60HZ-NOT SHOWN	
38	~	389616	1	SCREW, 220V/60HZ-NOT SHOWN	
39	~	389617	1	BRACKET, 220V/60HZ-CAP. MOUNTING-NOT SHOWN	
PLUG STYLE "A" 110V 60HZ					
40	133565	133565	1	SERVICE CORD ASSEMBLY USA, MEXICO, CANADA	LL 
PLUG STYLE "B" 220V 50HZ					
40	345331-6	345331-6	1	SERVICE CORD ASSEMBLY EUROPE	LL 
PLUG STYLE "B" 220V 60HZ					
40	~	134558	1	SERVICE CORD ASSEMBLY-HONG KONG, KOREA	LL 
~	~	134807	1	SVC CORD KOREA	
~	~	134807-1	1	SVC CORD HONG KONG (GFCI)	
PLUG STYLE "C" 220V 50HZ					
40	134477	134477	1	SERVICE CORD ASSEMBLY AUSTRALIA	LL 
PLUG STYLE "D" 220V 50HZ					
40	345331-7	345331-7	1	SERVICE CORD ASSEMBLY UNITED KINGDOM	LL 

NOTE: ITEM LETTER "HARDWARE" LISTED ON PAGE A-6.



LIGHT ASSEMBLY "A"



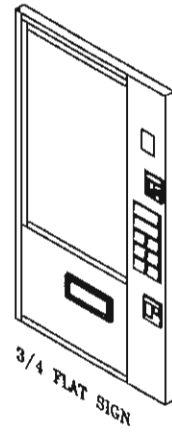
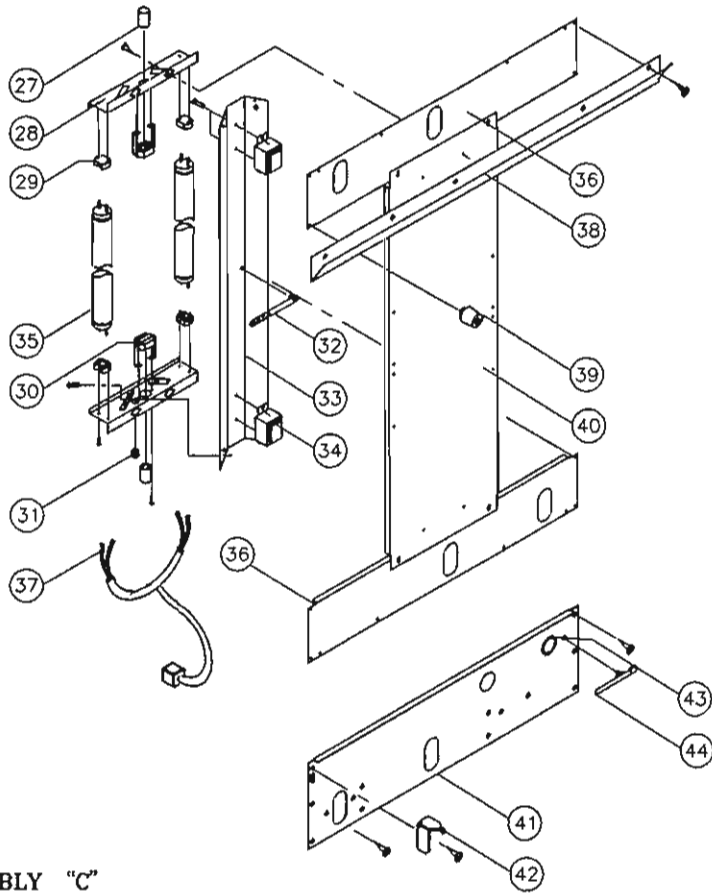
LIGHT ASSEMBLY "B"

ITEM NO.	DESCRIPTION	MODEL NUMBER				ITEM LETTER
		260 - 270 280	296 - 310 324	388 - 392 406	450 - 460 470 - 490	
REQ.	PART NO.	PART NO.	PART NO.	PART NO.		
LIGHT ASSEMBLY "A" 3/4 SIGN FACE						
~	LIGHT ASSEMBLY (SLIM LINE) 50/60HZ	1	~	~	~	134308-7
1	BRACKET - LAMPHOLDER	4	~	~	~	388413
2	LAMPHOLDER-PLUNGER (SLIM LINE)	2	~	~	~	388260
3	LAMPHOLDER-FIXED (SLIM LINE)	2	~	~	~	388261
4	BALLAST (SLIM LINE) 60HZ	1	~	~	~	388463
~	BALLAST (SLIM LINE) 50HZ	1	~	~	~	387756
5	LAMP	2	~	~	~	388320-3
LIGHT ASSEMBLY "A" CURVED OR FLAT FULL LENGTH SIGN FACE						
~	LIGHT ASSEMBLY (HI-INT.) 60HZ CRV	1	~	~	134308-8	134308-16
~	LIGHT ASSEMBLY (SLIM LINE) 60HZ CRV	1	134308	134308-14	134308-9	134308-17
~	LIGHT ASSEMBLY (SLIM LINE) 50HZ CRV	1	134308-30	134308-27	134308-28	134308-25
~	LIGHT ASSEMBLY (SLIM LINE) 60HZ FF	1	134308-1	134308-15	~	~
~	LIGHT ASSEMBLY (SLIM LINE) 50HZ FF	1	134308-31	134308-26	134308-63	~
~	LIGHT ASSEMBLY (SLIM LINE) 60HZ FRONTIER	1	~	~	134308-69	~
1	BRACKET-LAMPHOLDER (FLAT)	4	388413	388413	388413	~
~	BRACKET-LAMPHOLDER (CURVE)	4	1016121	1016121	1016121	1016121
2	LAMPHOLDER-PLUNGER (HI-INT.)	2	~	~	388407	388407
~	LAMPHOLDER-PLUNGER (SLIM LINE)	2	388260	388260	388260	388260
3	LAMPHOLDER-FIXED (HI-INT.)	2	~	~	388406	388406
~	LAMPHOLDER-FIXED (SLIM LINE)	2	388261	388261	388261	388261
4	BALLAST (HI-INT.) 60HZ	1	~	~	388405	388405
~	BALLAST (SLIM LINE) 60HZ	1	388259	388259	388259	388259
~	BALLAST 50 HZ	1	389766	389766	389766	389766
5	FLOURESCENT LAMP (HI-INT.)	2	~	~	388408-1	388408
~	FLOURESCENT LAMP (SLIM LINE)	2	388320-2	388320-1	388320-1	388320
6	LIGHT HARNESS	1	133422	133422	133422-1	133422-1
7	BUMPER - DOOR	1	1036912	1036912	1036912	1036912
8	RAIN GUTTER	1	388581	388581	388581-1	388581-1
9	SHEAR PANEL-TOP	A/R	388774	388774	388117	388117
~	SHEAR PANEL-BOTTOM	1	389624	389624	388117	388117
~	SHEAR PANEL-BOTTOM (FRONTIER)	1	~	~	388117-1	~
10	RAMP / CATCH - INNER DOOR	1	1016962	1016962	1016962	1016962
11	GROMMET	1	327021	327021	327021	327021
12	TIE STRAP	A/R	388359-1	388359-1	388359-1	388359-1
13	CLAMP	4	384692-2	384692-2	384692-2	384692-2

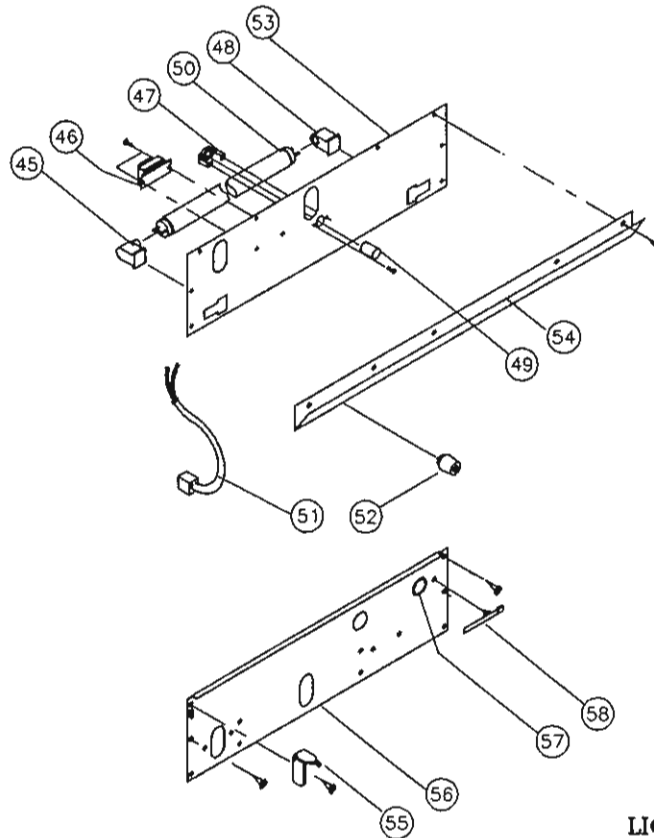
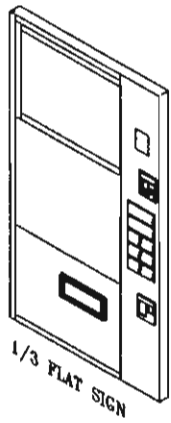
LIGHT ASSEMBLY "B" CURVED OR FLAT FULL LENGTH SIGN FACE						
~	LIGHT ASSEMBLY 50 HZ	1	134308-2	134308-2	134308-13	134308-18
14	LAMPHOLDER - PLUNGER	4	388532	388532	388532	388532
15	LAMPHOLDER - FIXED	4	388531	388531	388531	388531
16	BRACKET - LAMPHOLDER (FLAT)	4	388413	388413	388413	388413
17	SOCKET - STARTER	4	327675-2	327675-2	327675-2	327675-2
18	STARTER 50HZ	4	327143	327143	327143	327143
19	BALLAST 50HZ	4	387756	387756	387756	387756
20	LAMP - TOP & BOTTOM	4	384161	384161	384161	384161
21	LIGHT HARNESS	1	134839-4	134839-4	134839-4	134839-4
22	MID PANEL	1	389418	389418	389417	389417
23	SHEAR PANEL (ONE REVERSED)	2	388621	388621	388619	388619-1
24	RAMP / CATCH - INNER DOOR	1	1016962	1016962	1016962	1016962
25	TIE STRAP	A/R	388359-1	388359-1	388359-1	388359-1
26	GROMMET	1	327021	327021	327021	327021

LIGHT ASSEMBLY "B" AUSTRALIA AND DUBAI						
~	LIGHT ASSEMBLY - AUSTRALIA	1	134308-38	134308-38	134308-39	134308-40
~	LIGHT ASSEMBLY - DUBAI	1	~	~	134308-20	134308-37
14	LAMPHOLDER - PLUNGER	4	388532	388532	388532	388532
15	LAMPHOLDER - FIXED	4	388531	388531	388531	388531
16	BRACKET - LAMPHOLDER (FLAT)	4	388413	388413	388413	388413
17	SOCKET - STARTER (AUSTRALIA)	2	327675-2	327675-2	327675-2	~
~	SOCKET - STARTER (DUBAI)	4	~	~	327675-2	327675-2
18	STARTER (AUSTRALIA)	2	321350	321350	321350	~
~	STARTER (DUBAI ONLY)	4	~	~	389392	389392
19	BALLAST (AUSTRALIA)	2	327390	327390	327390	383982-1
~	BALLAST (AUSTRALIA)	1	383982-1	383982-1	383982-1	~
~	BALLAST (DUBAI)	4	~	~	389391	389391
20	LAMP - TOP (AUSTRALIA)	2	332974	332974	332974	~
~	LAMP - BOTTOM (AUSTRALIA)	2	350267	350267	350267	~
~	LAMP-TOP & BOTTOM (AUSTRALIA)	4	~	~	~	350267
~	LAMP-TOP & BOTTOM (DUBAI)	4	~	~	384161	384161
21	LIGHT HARNESS	1	134839-4	134839-4	134839-4	134839-4
22	MID PANEL (AUSTRALIA)	1	389772	389772	389769	389769
~	MID PANEL (DUBAI ONLY)	1	~	~	389417	389417
23	SHEAR PANEL (AUSTRALIA)	2	389795	389795	389792	389792
~	SHEAR PANEL (DUBAI ONLY)	2	~	~	388619	388619-1
24	RAMP / CATCH - INNER DOOR	1	1016962	1016962	1016962	1016962
25	TIE STRAP	A/R	388359-1	388359-1	388359-1	388359-1
26	GROMMET	1	327021	327021	327021	327021

NOTE: ITEM LETTER "HARDWARE" LISTED ON PAGE A-6.



LIGHT ASSEMBLY "C"



LIGHT ASSEMBLY "D"

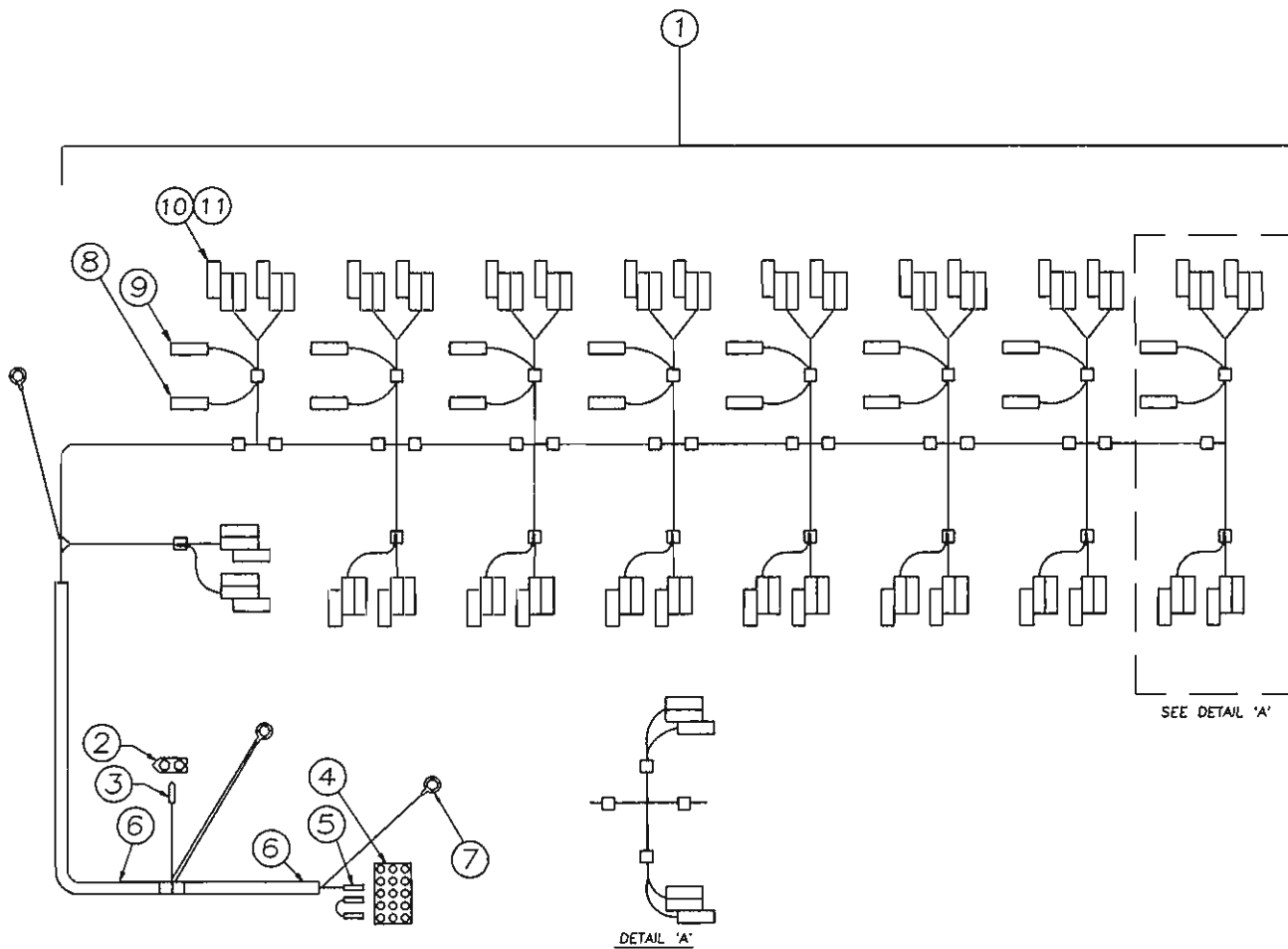
LIGHT ASSEMBLY "C"		3/4 SIGN FACE						
ITEM NO.	DESCRIPTION	MODEL NUMBER →		260 - 270	296 - 310	388 - 392	450 - 460	ITEM LETTER
		REQ.	PART NO.	324	406	470 - 490		
~	LIGHT ASSEMBLY 60HZ	1	134308-5	134308-5	134308-5	~		
~	LIGHT ASSEMBLY 50HZ	1	134308-6	134308-6	134308-6	~		
27	STARTER	2	327143	327143	327143	~		
28	END BRACKET REFLECTOR	2	341331	341331	341331	~		□
29	LAMP HOLDER	4	342622	342622	342622	~		RR
30	SOCKET - STARTER	2	327675-2	327675-2	327675-2	~		SS
31	BUSHING	1	327699-2	327699-2	327699-2	~		
32	TIE STRAP	A/R	342621	342621	342621	~		
33	REFLECTOR	1	341330-6	341330-6	341330-6	~		QQ
34	BALLAST - 60HZ	1	327146	327146	327146	~		P
~	BALLAST - 50HZ	1	387756	387756	387756	~		
35	LAMP, BI-PIN	2	384161	384161	384161	~		
36	CROSS STRAP (ONE REVERSED)	2	388497	388497	388497	~		CC
37	LIGHT HARNESS	1	134839-2	134839-2	134839-2	~		
38	RAIN GUTTER	1	388581	388581	388581-1	~		CC
39	BUMPER - DOOR	1	1036912	1036912	1036912	~		
40	MOUNTING PLATE	1	388494	388494	388494	~		
41	SHEAR PANEL	1	389624	389624	388117	~		CC
42	RAMP / CATCH - INNER DOOR	1	1016962	1016962	1016962	~		CC
43	GROMMET	1	327021	327021	327021	~		
44	TIE STRAP	A/R	388359-1	388359-1	388359-1	~		

LIGHT ASSEMBLY "D"		1/3 SIGN FACE							
ITEM NO.	DESCRIPTION	REQ.	MODEL NUMBER →		260 - 270	296 - 310	388 - 392	450 - 460	ITEM LETTER
			PART NO.	324	406	470 - 490			
~	LIGHT ASSEMBLY 60HZ	1	134308-12	134308-12	134308-10	134308-10			
~	LIGHT ASSEMBLY 50HZ	1	~	~	134308-11	134308-11			
45	LAMP HOLDER - PLUNGER	1	388532	388532	388532	388532			
46	BALLAST - 60HZ	1	321345-3	321345-3	321345-3	321345-3			
~	BALLAST - 50HZ	1	~	~	327390	327390		P	
47	SOCKET - STARTER	1	327675-2	327675-2	327675-2	327675-2		SS	
48	LAMP HOLDER - FIXED	1	388531	388531	388531	388531			
49	STARTER	1	321350	321350	321350	321350			
50	LAMP	2	336378	336376	332974	332974			
51	LIGHT HARNESS	1	134839-3	134839-3	134839-3	134839-3			
52	BUMPER - DOOR	2	1036912	1036912	1036912	1036912			
53	LIGHT PANEL	1	388910	388910	388518	388518			
54	RAIN GUTTER	1	388581	388581	388581-1	388581-1		CC	
55	RAMP / CATCH - INNER DOOR	1	1016962	1016962	1016962	1016962		CC	
56	SHEAR PANEL, LOWER	1	389624	389624	388117	388117			
57	GROMMET	1	327021	327021	327021	327021			
58	TIE STRAP	A/R	388359-1	388359-1	388359-1	388359-1			

NOTE: ITEM LETTER "HARDWARE" LISTED ON PAGE A-6

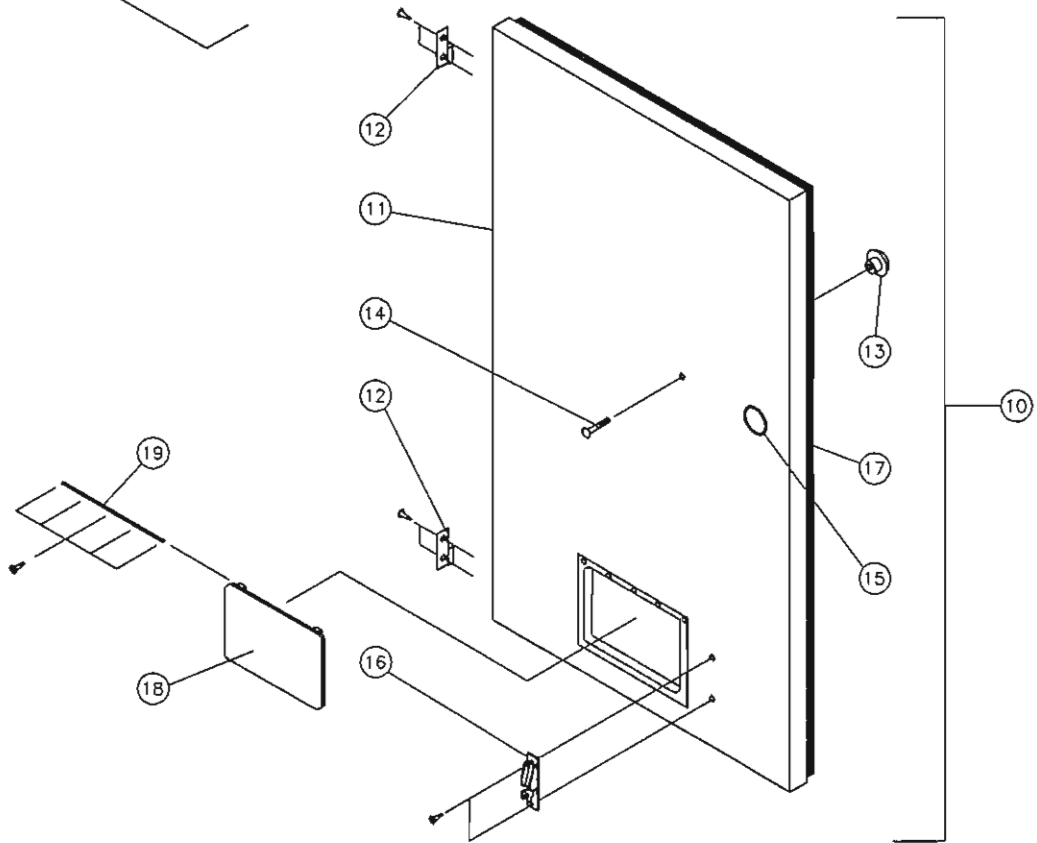
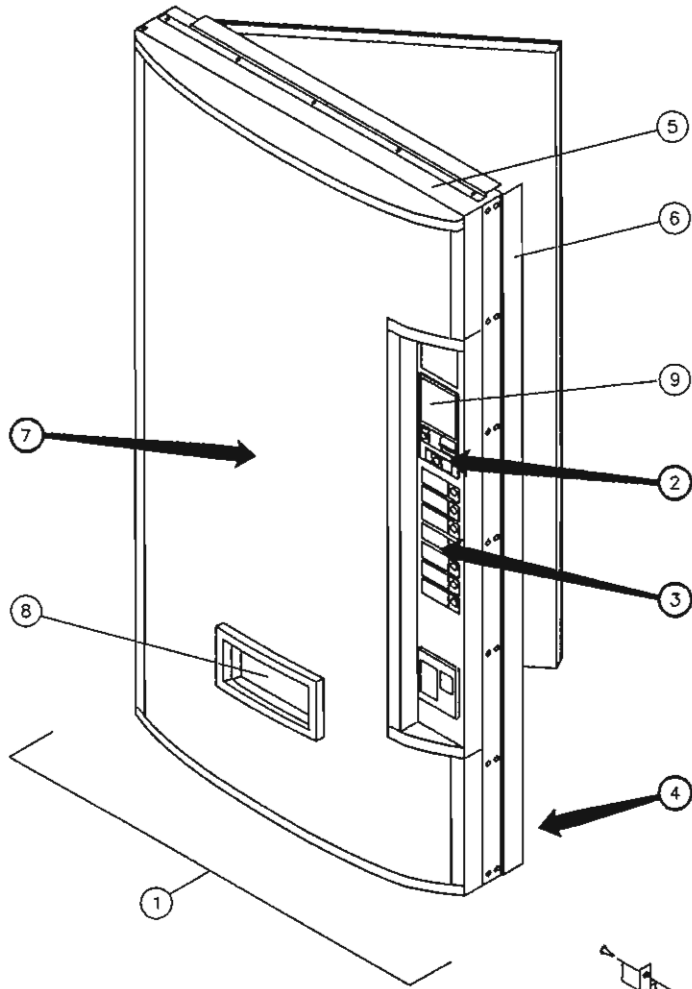
"UNIVENDOR"® VEND MECH HARNESS

ITEM NO.	PART NO. 1/4 HP	QTY. REQ.	DESCRIPTION
1	~	1	VEND MECH HARNESS ASSEMBLY—SEE WIRING GUIDE PG A4
2	345005-1	1	PLUG (TWO TERMINAL)
3	320196	AR	TERMINAL (MALE)
4	345740	1	RECEPTACLE (12 PIN)
~	345007-2	1	RECEPTACLE (15)
5	320195	AR	TERMINAL (FEMALE)
6	V801166	AR	PLASTIC TUBING (.562" DIA. I.D.)
7	320362	AR	GROUND EYELET
8	384184	AR	TERMINAL (SINGLE WIRE)
9	384186	AR	TERMINAL (DOUBLE WIRE)
10	336138	AR	TERMINAL
11	384190	AR	COVER (TRIPLE TERMINAL)



“UNIVENDOR”[®]
COCA-COLA
INTERNATIONAL
PARTS SECTION
390330 C

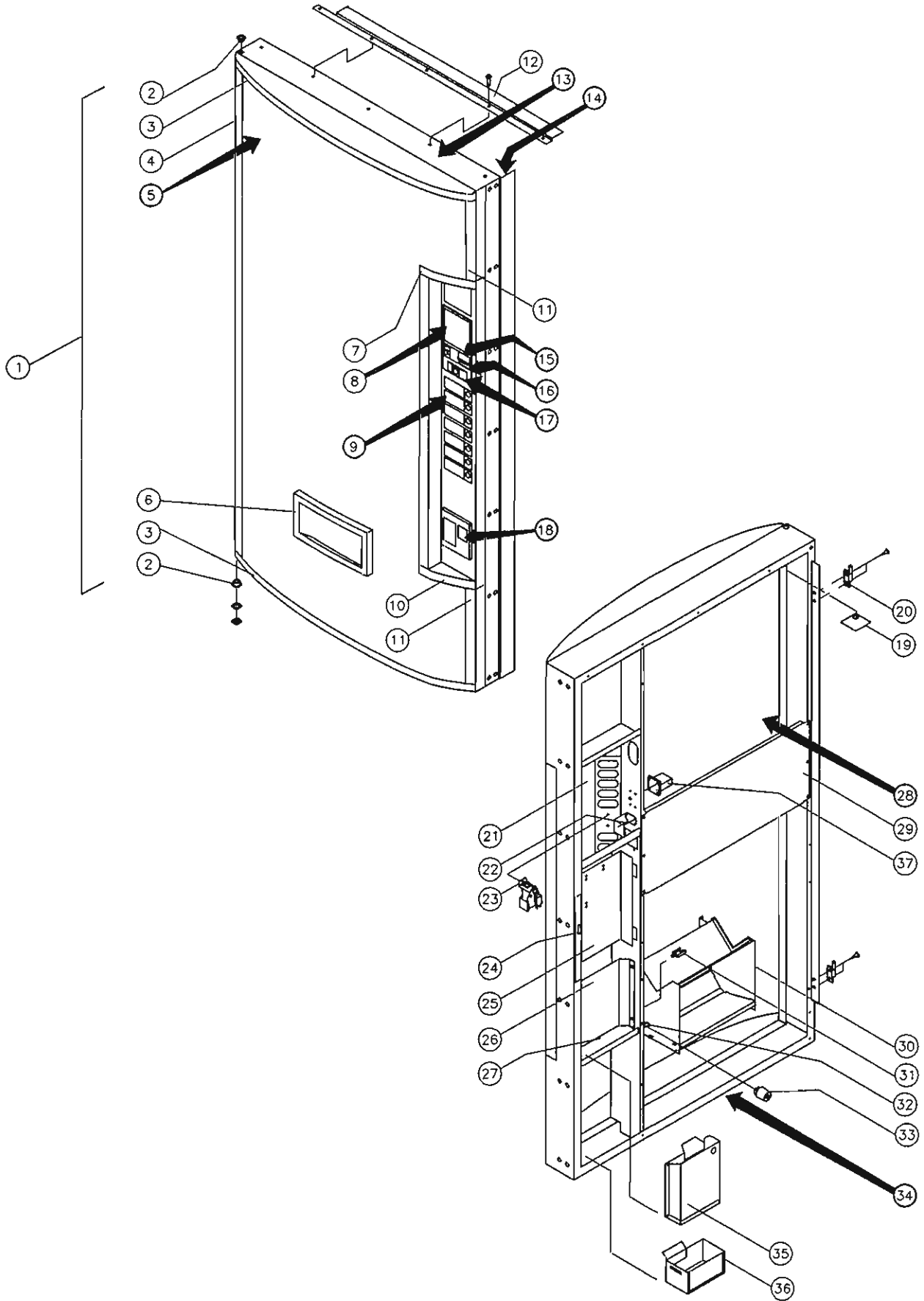




"UNIVENDOR" COKE MAIN DOOR

ITEM NO.	MACHINE SIZE → PART NAME & DESCRIPTION	REQ.	260 - 270	296 - 310	388 - 392	450 - 460	ITEM LETTER
			280	324	406	470 - 490	
			PART NO.	PART NO.	PART NO.	PART NO.	
1	OUTER DOOR COKE-6 SELECT	1	134941-2	134941-3	134941	134941-1	
~	OUTER DOOR COKE-7 SELECT	1	134941-6	134941-7	134941-5	134941-8	
~	OUTER DOOR COKE-8 SELECT	1	~	~	~	134941-11	
~	OUTER DOOR COKE-9 SELECT	1	~	~	134941-13	134941-14	
~	OUTER DOOR COKE-10 SELECT	1	~	~	~	~	
2	LOCK ASSEMBLY - SEE PAGE C-6	1	~	~	~	~	
3	SELECTION PANEL- SEE PG C-6	1	~	~	~	~	
~	SEL. PANEL (KOREA)-SEE PG. C-6	1	~	~	~	~	
4	DOOR HARNESS - SEE PG. A-4	1	~	~	~	~	
5	DOOR FRAME WELD	1	133432-4	133432-3	133432-1	133432	
6	DOOR GUARD - COKE	1	133629-2	133629-1	133629-1	133629	
~	DOOR GUARD - DIET COKE	1	133629-7	133629-4	133629-4	133629-3	
7	SIGN FACE - SEE PG. A-8	1	~	~	~	~	
8	FOAM PAD (ENGLAND)	1	388990	388990	388990	388990	
9	VALIDATOR PLUG	1	388216	388216	388216	388216	OO
10	INNER DOOR ASSEMBLY(FINAL)PRIOR TO 1990	1	133434-4	133434-3	133434-1	133434	
~	INNER DOOR ASSEMBLY(FINAL)AFTER 1990	1	134302	134302-1	134302-3	134302-4	
11	INNER DOOR PANEL	1	133438-4	133438-3	133438-1	133438	
12	HINGE - INNER DOOR	2	388148	388148	388148	388148	C
13	DOOR HANDLE	1	388305	388305	388305	388305	
14	CARRIAGE BOLT - HANDLE	1	V329258	V329258	V329258	V329258	
15	GROMMET	2	388090	388090	388090	388090	
16*	LATCH MECHANISM	1	388435	388435	388435	388435	
17	INNER DOOR GASKET	1	389622	389622-1	389622-3	389622-4	
18	DELIVERY DOOR (REVERSIBLE)	1	1013076	1013076	1013076	1013076	
19	HINGE PIN	1	389985	389985	389985	389985	C

NOTE: ITEM LETTER "HARDWARE" LISTED ON PAGE A-6.
 * LATCH MECHANISM REMOVED AFTER 1990. SEE PAGE B-16 FOR RAMP/CATCH.



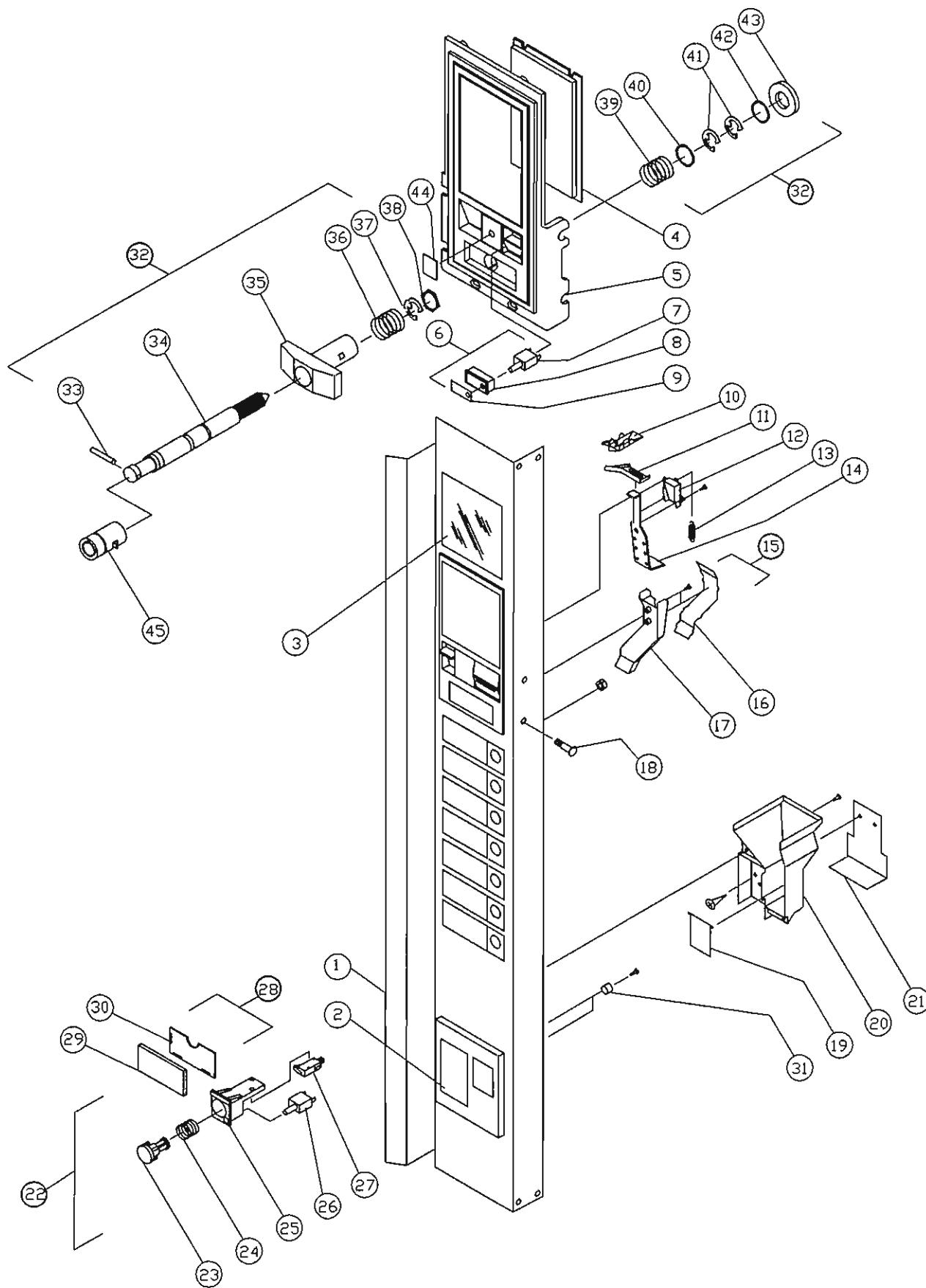
"UNIVENDOR" COKE OUTER DOOR

ITEM NO.	MODEL NUMBERS → PART NAME & DESCRIPTION	REQ.	260 - 270	296 - 310	388 - 392	450 - 460	ITEM LETTER
			280 PART NO.	324 PART NO.	406 PART NO.	470 - 490 PART NO.	
1	OUTER DOOR-SEE PG. C-2	1	~	~	~	~	
2	BUSHING - DOOR HINGE	2	388094	388094	388094	388094	NN, EE
3	SIGN CAP - TOP/BOTTOM	2	388122	388122	388121	388121	
4	SIGN FRAME - LEFT	1	388125-4	388125-2	388125-2	388125	CC
5	SIGN FACE - SEE PG. A-8	1	~	~	~	~	
6	EYELET TRIM	1	388271	388271	388271	388271	FF
7	SIGN CAP - SELECTION PANEL TOP	1	388139	388139	388139	388139	
8	VALIDATOR PLUG-SEE PG. C-6	1	~	~	~	~	
9	SELECTION PANEL-SEE PG. C-6	1	~	~	~	~	
10	SIGN CAP - SELECTION PANEL BOTTOM	1	388140	388140	388140	388140	
11	SIGN TRIM - RIGHT	2	388125-5	388125-3	388125-3	388125-1	
12	DOOR RAIN GUARD	1	133647-3	133647-3	133647-2	133647-2	R, I
13	DOOR FRAME WELD - SEE PG. C-2	1	~	~	~	~	Q, I
14	DOOR GUARD-SEE PG. C-2	1	~	~	~	~	
15	CORRECT CHANGE LIGHT ASSY-SEE PG. C-6	1	~	~	~	~	
16	COIN INSERT CASTING-SEE PG. C-6	1	~	~	~	~	
17	LOCK ASSEMBLY - SEE PAGE C-6	1	~	~	~	~	
18	TRIM - COIN RETURN-SEE PG. C-6	1	~	~	~	~	
19	BACKING PLATE	1	388443	388443	388443	388443	
20	HINGE - INNER DOOR	2	388149	388149	388149	388149	CC
21	MID PANEL	1	1014544	1014544	1014544	1014544	
22	CREDIT RELAY	1	353343	353343	353343	353343	
23	SEQUENCER RELAY	1	387804	387804	387804	387804	
24	LATCH - COINAGE DOOR	1	389612	389612	389612	389612	
25	COINAGE DOOR ASSEMBLY	1	133435	133435	133435	133435	E
26	BARRIER PANEL	1	388244	388244	388244	388244	
27	BULKHEAD	1	388119	388119	388119	388119	
28	LIGHT ASSEMBLY - SEE PAGE B-16	1	~	~	~	~	
29	SHEAR PANEL - MIDDLE	1	389834	389834	389834-1	389834-1	
30	DELIVERY HOPPER ASSEMBLY	1	133574-1	133574-1	133574-1	133574-1	
31	TIE STRAP	A/R	388359-1	388359-1	388359-1	388359-1	CC
32 *	STRIKE	1	388433	388433	388433	388433	
33	BUMPER - DOOR	2	1036912	1036912	1036912	1036912	
34	DOOR HARNESS-SEE PG. A-4	1	~	~	~	~	
35	COIN BOX	1	133563	133563	133563	133563	
36	CROWN BOX	1	133552	133552	133552	133552	
37	COUNTER	1	369016	369016	369016	369016	

NOTE: FOR LABELS AND DECALS SEE PAGE A-12 TO A-14.

NOTE: ITEM LETTER "HARDWARE" LISTED ON PAGE A-6.

*NOTE: STRIKE - REMOVED AFTER 1990. SEE PAGE B-16 FOR REPLACEMENT RAMP/CATCH.



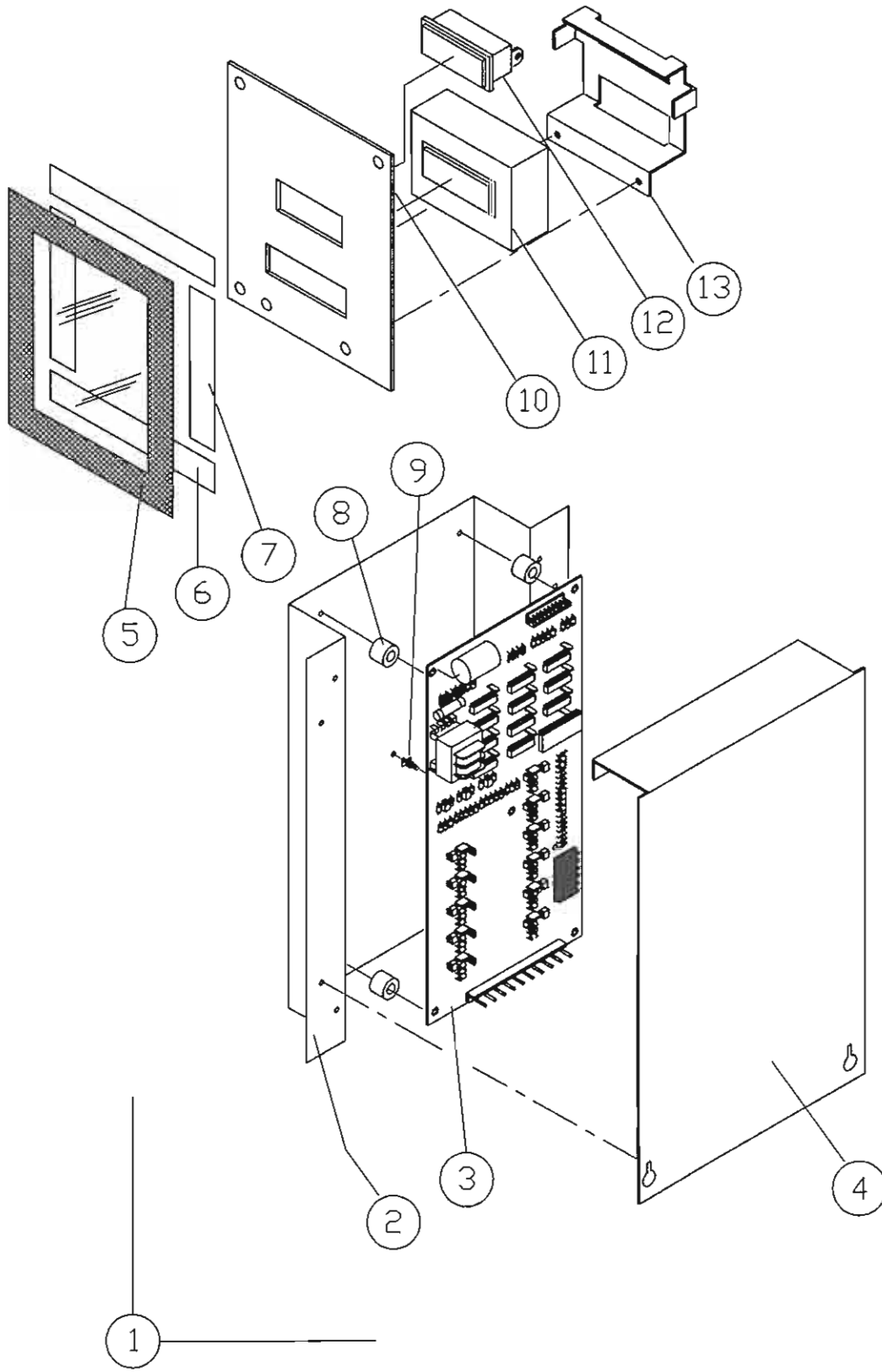
"UNIVENDOR"® COKE CONTROL PANEL

ITEM NO.	PART NAME AND DESCRIPTION	NO. REQ.	PART NUMBER	ITEM LETTER
~	CONTROL PANEL ASSEMBLY - 6 SELECT	1	1004239	
~	CONTROL PANEL ASSEMBLY - 7 SELECT	1	1004239-1	
~	CONTROL PANEL ASSEMBLY - 8 SELECT	1	1004239-3	
~	CONTROL PANEL ASSEMBLY - 9 SELECT	1	1004239-2	
~	CONTROL PANEL ASSEMBLY - 9 SELECT (KOREA)	1	1004239-6	
1	CONTROL PANEL - 6 SELECT	1	134763-1	J
~	CONTROL PANEL - 7 SELECT	1	134763-2	
~	CONTROL PANEL - 8 SELECT	1	134763-3	
~	CONTROL PANEL - 9 SELECT	1	134763-4	
~	CONTROL PANEL - 9 SELECT (KOREA)	1	134763-9	
2	TRIM - COIN RETURN	1	389791	
3	"POINT OF SALE" WINDOW - COKE	1	388130	I
~	"POINT OF SALE" WINDOW - DIET COKE	1	388130-1	
4	VALIDATOR PLUG	1	388216	
~	INSTRUCTION PLATE-SEE PG. A-12	1	~	
5	COIN INSERT CASTING	1	1006126	
6	CORRECT CHANGE LIGHT ASSY.-ENGLISH	1	1020544	
~	CORRECT CHANGE LIGHT ASSY.-INTERNATIONAL	1	1020544-1	
7	CORRECT CHANGE LIGHT	1	388277	
8	CORRECT CHANGE LIGHT HOUSING	1	1001965	
9	CORRECT CHANGE LIGHT LABEL - ENGLISH	1	1001973	
~*	CORRECT CHANGE LIGHT LABEL - FRENCH	1	1001973-1	
~	CORRECT CHANGE LIGHT LABEL - KOREAN	1	1001973-2	
~*	CORRECT CHANGE LIGHT LABEL - SPANISH	1	1001973-3	
~*	CORRECT CHANGE LIGHT LABEL - PORTUGUESE	1	1001973-4	
10	T-HANDLE CHUTE	1	389240	
11	SCAVENGER CHUTE	1	388684	
12	RETAINER - LEVER	1	388220	U
13	SPRING - LEVER	1	387849	
14	SCAVENGER LEVER	1	390274	
15	COIN INSERT CHUTE ASSEMBLY	1	133428	
16	COIN INSERT CHUTE	1	389065	U
17	COVER - COIN INSERT CHUTE	1	389066	
18	CARRIAGE BOLT	2	V801434	
19	COIN RETURN DOOR	1	389790	
20	CUP - COIN RETURN/CROWN PULLER	1	388111	CC, FF
21	CROWN BLOCKER	1	388455	
22	SELECTION BUTTON ASSEMBLY	AR	133430	
23	SELECTION BUTTON	1	388250	
24	SPRING	1	388286	
25	BUTTON HOUSING	1	388388	
26	SOLD-OUT LAMP	1	388277	
27	SELECTION SWITCH	1	388287	MM
28	SELECTION WINDOW ASSEMBLY	AR	133431	
29	WINDOW	1	388223	
30	BACK - WINDOW	1	388116	
31	CUP WASHER - TRIM	2	337241-1	FF
32	T-HANDLE / LOCK ASSEMBLY - QUICKER	1	1037676	
33	PIN - STUD	1	387601	
34	LOCKING STUD (BOLT)	1	1001566	
35	"T" HANDLE	1	387603	
36	SPRING	1	389691	
37	"E" RING RETAINER	1	388589	
38	HEX WASHER	1	387600	
39	SPRING - HEAVY DUTY	1	389691	
40	FLAT WASHER	1	387718	
41	"E" RING RETAINER	2	387719	
42	WASHER - 1/2"	2	V801023	
43	VAPOR SEAL	1	388132	
44	COVER PLATE	1	388758	
45	FLEX ACE LOCK (SPECIFY CODE NO.)	1	~	
46	KEY (NOT SHOWN) (SPECIFY KEY NO.)	1	~	

NOTE: ITEM LETTER "HARDWARE" LISTED ON PAGE A-6

NOTE: FOR FLAVOR LABELS - SEE PAGE A-15

*NOTE: ITEMS INDICATED * ARE INCLUDED IN ITEM 6 INTERNATIONAL VERSION.



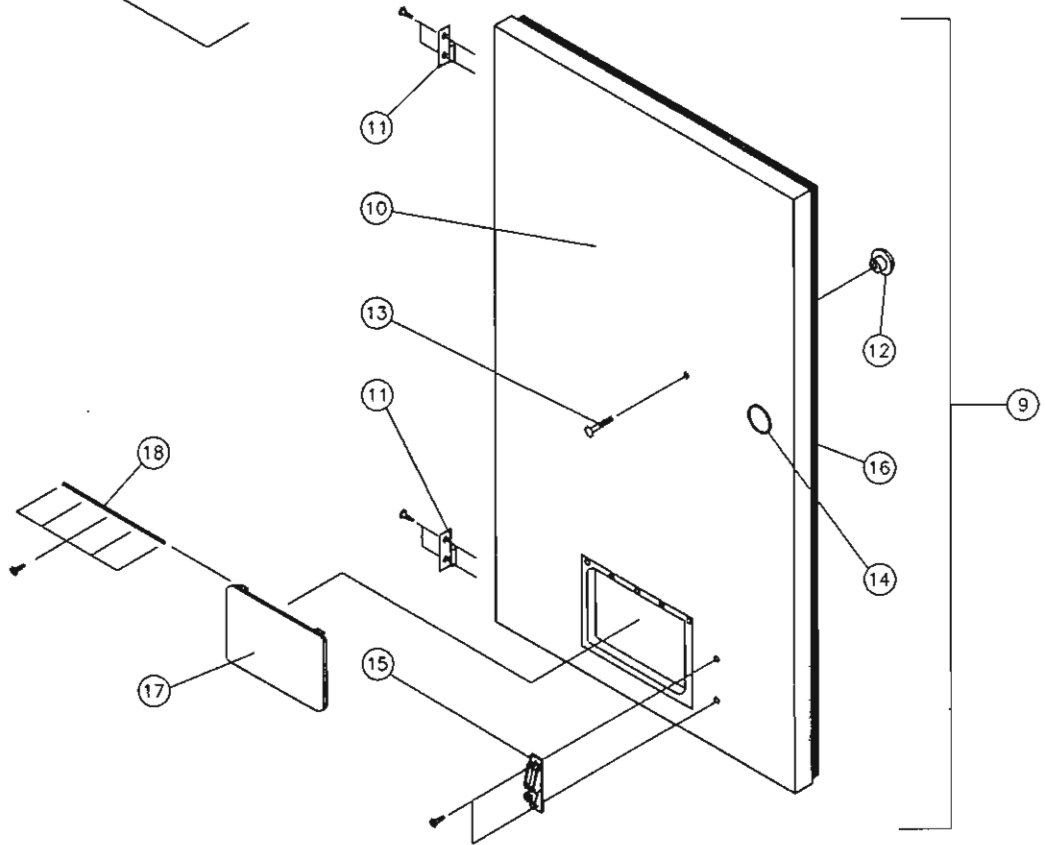
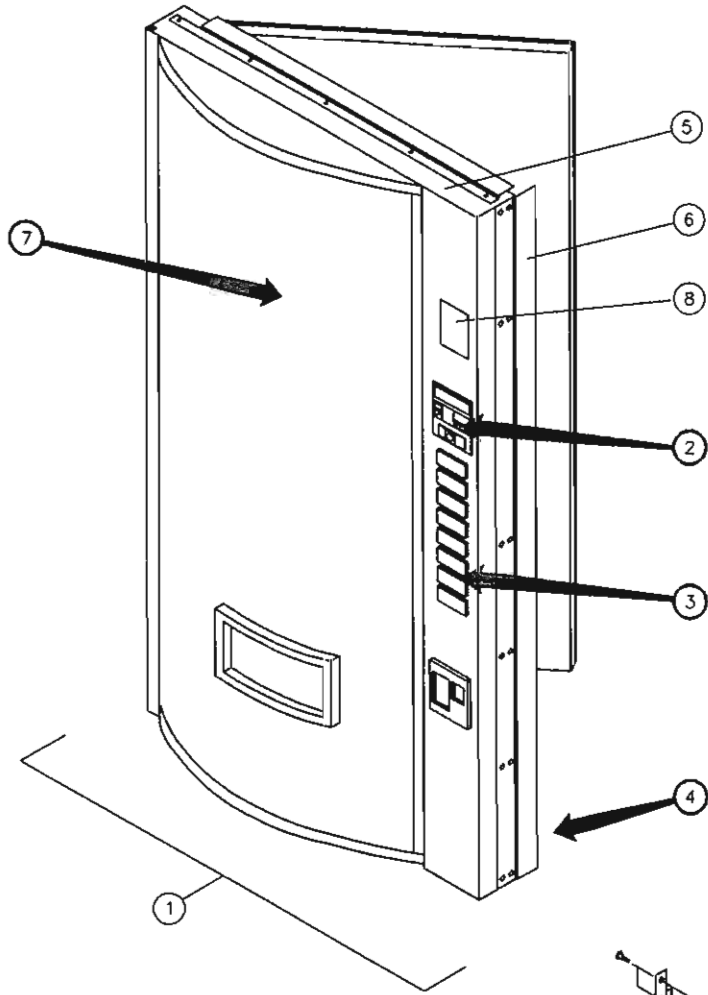
"UNIVENDOR" COKE CONLUX ELECTRONIC CONTROL

ITEM NO.	PART NAME AND DESCRIPTION	NO. REQ.	PART NUMBER	ITEM LETTER
1	CONLUX ELECTRONIC ASSEMBLY - KOREA	1	134725	
2	MOUNTING BRACKET	1	134718	CC
3	PRINTED CIRCUIT BOARD - CONLUX KOREA	1	1006118	UU
4	COVER PLATE	1	390227	CC
5	COVER TRANSPARENT	1	390136	
6	DOUBLE SIDED TAPE	2	390327	
7	DOUBLE SIDED TAPE	2	390327-1	
8	SPACER	4	387238	
9	STANDOFF	1	389973	
10	PLATE DISPLAY	1	390097	
11	DISPLAY	1	REF.	
12	READY LAMP	1	390114	
13	DISPLAY BRACKET	1	390128	

NOTE: ITEM LETTER "HARDWARE" LISTED ON PAGE A-6.

UNIVENDOR⁹⁹®
PEPSI
INTERNATIONAL
PARTS SECTION
390330 D



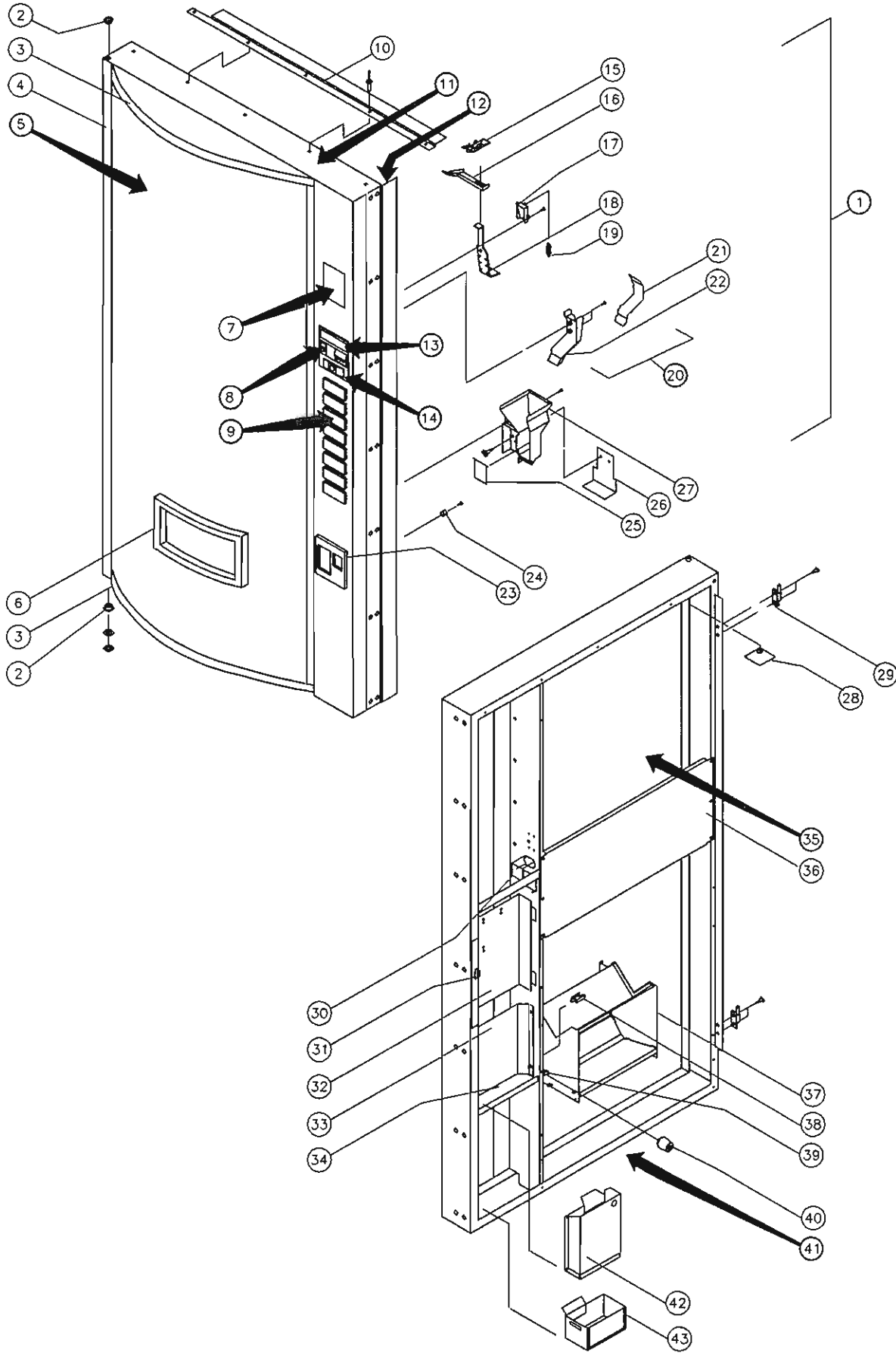


"UNIVENDOR" PEPSI 39" MAIN DOOR CURVED

ITEM NO.	PART NAME & DESCRIPTION	REQ.	MODEL NUMBER →		ITEM LETTER
			388 - 392 406	450 - 460 470 - 490	
			PART NO.	PART NO.	
1	OUTER DOOR ASSY - SEE D-4	1	~	~	
2	LOCK ASSEMBLY - SEE PG. D-10	1	~	~	
3	SELECTION PANEL - SEE D-10	1	~	~	
4	DOOR HARNESS - SEE PG. A-4	1	~	~	
5	DOOR FRAME WELD - BLACK	1	133459-1	133459	
6	DOOR GUARD	1	133629-4	133629-3	
7	SIGN FACE - SEE PAGE A-10	1	~	~	
8	VALIDATOR PLUG	1	133539-2	133539-2	□□
~	VALIDATOR GASKET (NOT SHOWN)	1	388846	388846	
9	INNER DOOR ASSEMBLY (FINAL) PRIOR TO 1990	1	133434-1	133434	
~	INNER DOOR ASSEMBLY (FINAL) AFTER 1990	1	134302-3	134302-4	
10	INNER DOOR ASSY (FOAMED)	1	133438-1	133438	
11	HINGE - INNER DOOR	2	388148	388148	CC
12	DOOR HANDLE	1	388305	388305	
13	CARRIAGE BOLT - HANDLE	1	V329258	V329258	
14	GROMMET	2	388090	388090	
15*	LATCH MECHANISM	1	388435	388435	CC
16	INNER DOOR GASKET	1	389622-3	389622-4	
17	DELIVERY DOOR (REVERSIBLE)	1	1013076	1013076	
18	HINGE PIN	1	389985	389985	C

NOTE: ITEM LETTER "HARDWARE" LISTED ON PAGE A-6

* LATCH MECHANISM REMOVED AFTER 1990. SEE PAGE B-16 FOR REPLACEMENT RAMP/CATCH.



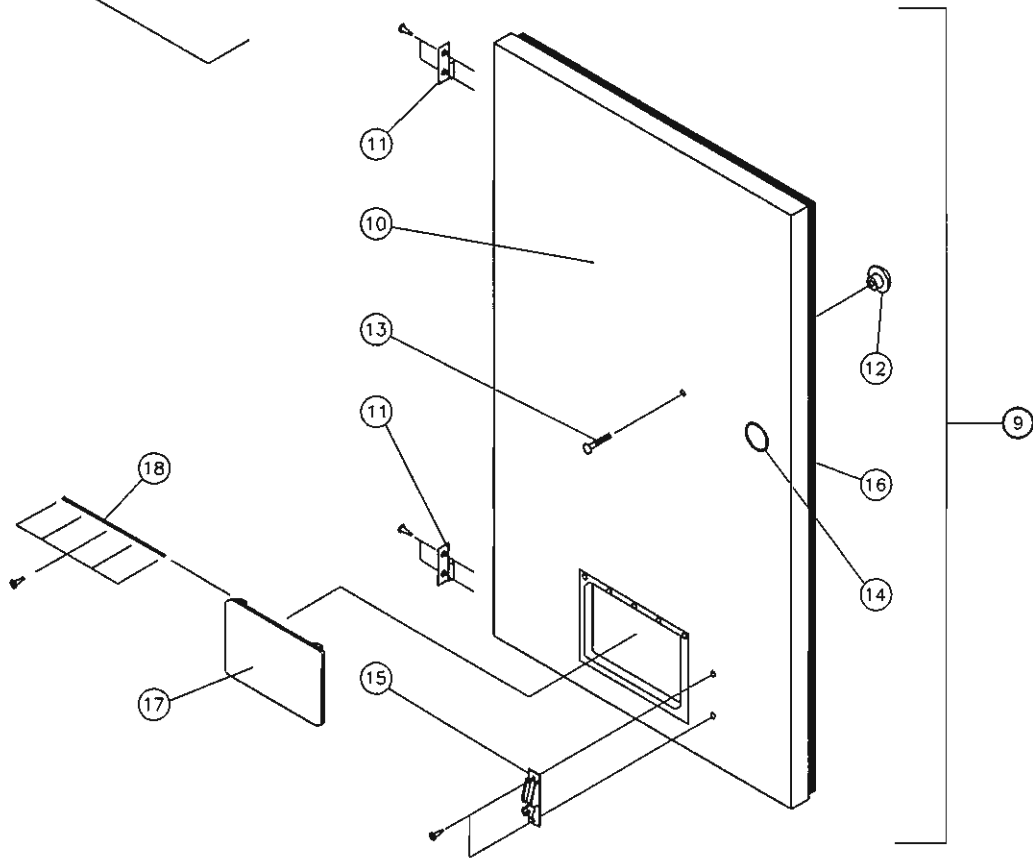
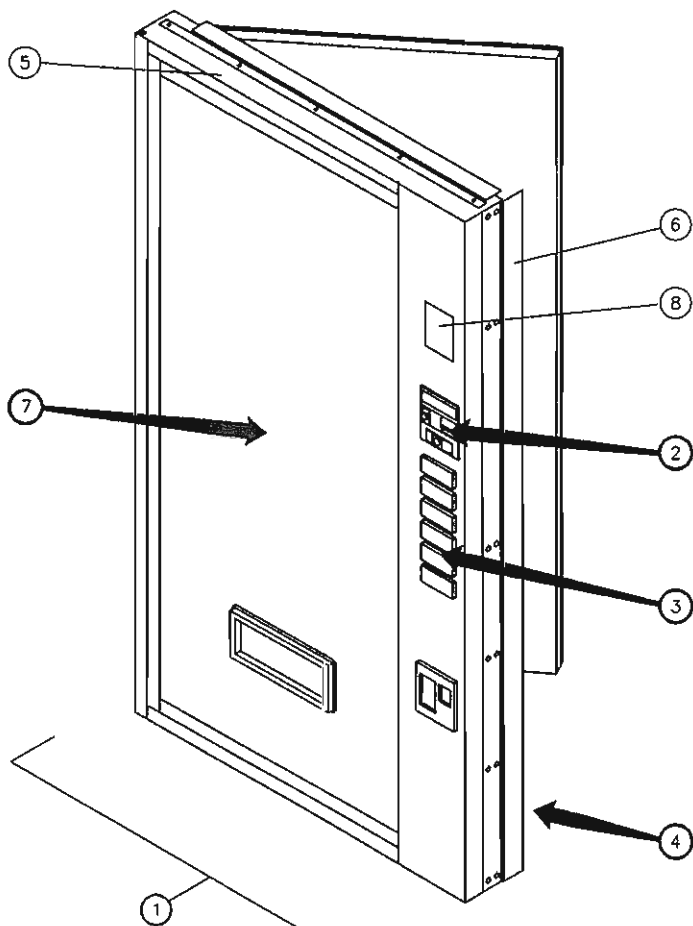
"UNIVENDOR"® PEPSI 39" - OUTER DOOR CURVED

ITEM NO.	PART NAME & DESCRIPTION	REQ.	MODEL NUMBERS		ITEM LETTER
			388 - 392 406	450 - 460 470 - 490	
			PART NO.	PART NO.	
1	OUTER DOOR ASSEMBLY - PEPSI - 7 SELECT	1	134942-1	134942-3	
~	OUTER DOOR ASSEMBLY - PEPSI - 8 SELECT	1	134942-5	134942-6	
~	OUTER DOOR ASSEMBLY - PEPSI - 9 SELECT	1	134942-8	134942-9	
~	OUTER DOOR ASSEMBLY - PEPSI - 10 SELECT	1	134942-11	134942-2	
2	BUSHING - DOOR HINGE	2	388094	388094	NN,EE
3	SIGN CAP - TOP/BOTTOM	2	388213	388213	CC
4	SIGN FRAME - LEFT	1	388125-2	388125	CC
5	SIGN FACE - SEE PAGE A-10	1	~	~	
6	EYELET TRIM	1	388271	388271	FF
7	VALIDATOR PLUG - SEE PAGE D-2	1	~	~	
8	COIN INSERT CASTING - SEE PAGE D-10	1	~	~	
9	SELECTION PANEL - SEE PAGE D-10	1	~	~	
10	DOOR RAIN GUARD - BLACK	1	133647-2	133647-2	R
11	DOOR FRAME WELD - SEE PAGE D-2	1	~	~	
12	DOOR GUARD - SEE PAGE D-2	1	~	~	Q, J
13	CORRECT CHANGE LAMP - SEE PAGE D-10	1	~	~	
14	LOCK ASSEMBLY - SEE PAGE D-10	1	~	~	
15	T-HANDLE CHUTE	1	389240	389240	
16	SCAVENGER CHUTE	1	388684	388684	
17	RETAINER - LEVER	1	388220	388220	U
18	SCAVENGER LEVER	1	390274	390274	
19	SPRING - LEVER	1	387849	387849	
20	COIN INSERT CHUTE ASSEMBLY	1	133428	133428	U
21	COVER - CHUTE	1	389066	389066	
22	COIN INSERT CHUTE	1	389065	389065	
23	COIN RETURN TRIM	1	389791	389791	FF
24	CUP WASHER - TRIM	2	337241-1	337241-1	FF
25	COIN RETURN DOOR	1	389790	389790	CC
26	CROWN BLOCKER	1	388455	388455	
27	CUP - COIN RETURN	1	388111	388111	FF
28	BACKING PLATE	1	388443	388443	
29	HINGE - INNER DOOR	2	388149	388149	CC
30	CREDIT RELAY	1	353343	353343	
31	LATCH - COINAGE DOOR	1	389612	389612	
32	COINAGE DOOR ASSEMBLY	1	133435	133435	E
33	BARRIER PANEL	1	388244	388244	CC
34	BULKHEAD	1	388119	388119	
35	LIGHT ASSEMBLY - SEE PAGE B-16	1	~	~	
36	SHEAR PANEL - MIDDLE	1	389834-1	389834-1	
37	DELIVERY HOPPER	1	133574-1	133574-1	
38	CLAMP				
39*	STRIKE	A/R	384692-2	384692-2	
40	BUMPER - DOOR	2	388433	388433	CC
41	DOOR HARNESS-SEE PG. A-4 (NOT SHOWN)	1	~	~	
42	COIN BOX	1	133563	133563	
43	CROWN BOX	1	133560	133560	

NOTE: ITEM LETTER "HARDWARE" LISTED ON PAGE A-6.

NOTE: FOR LABELS AND DECALS SEE PAGE A-12 TO A-14.

* STRIKE REMOVED AFTER 1990. SEE PAGE B-16 FOR REPLACEMENT RAMP/CATCH.

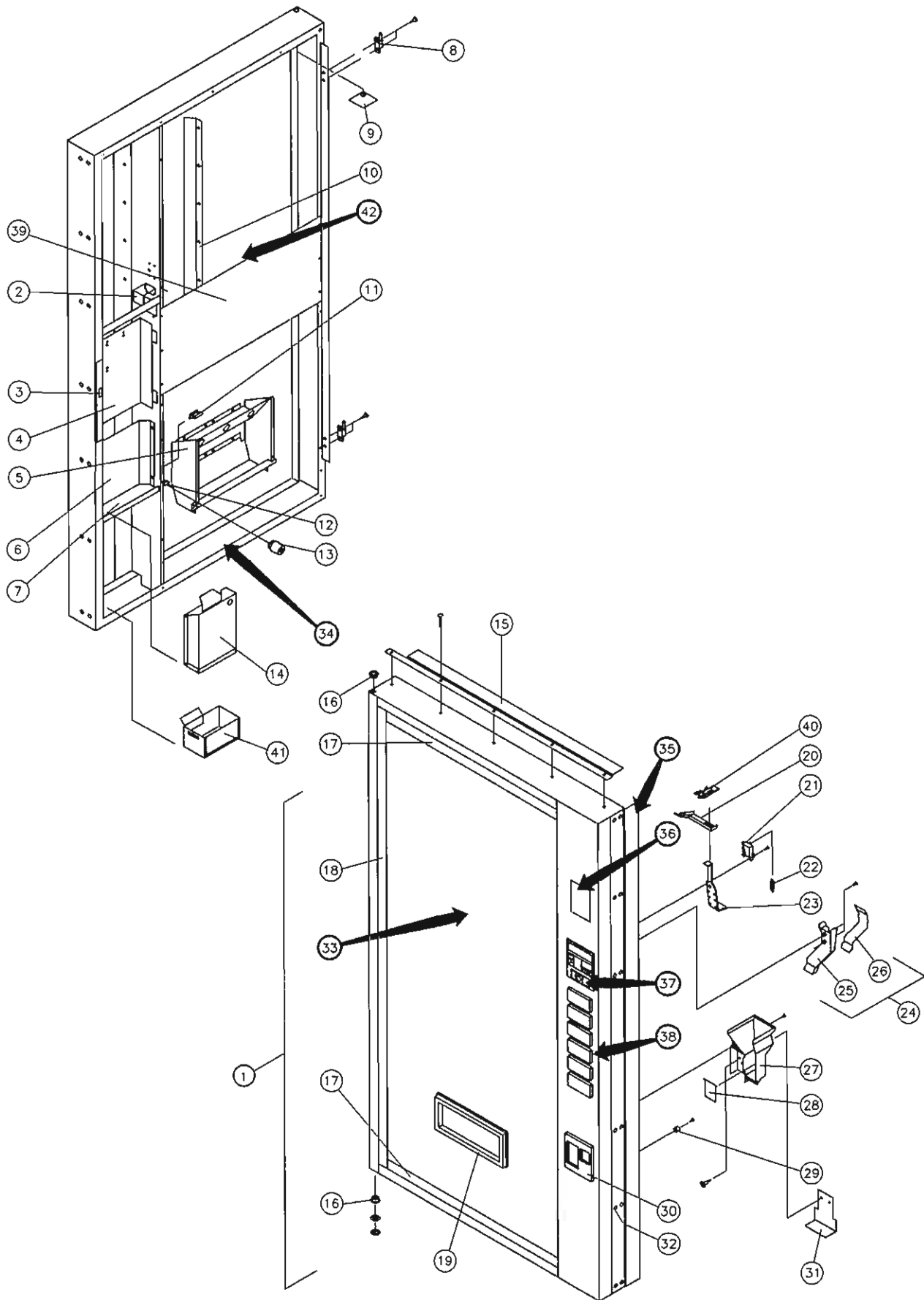


"UNIVENDOR" PEPSI 32" - MAIN DOOR FLAT

ITEM NO.	PART NAME & DESCRIPTION	REQ.	MODEL NUMBER →		ITEM LETTER
			260 - 270 280	296 - 310 324	
1	OUTER DOOR ASSY - SEE PG. D-8	1	~	~	
2	LOCK ASSEMBLY - SEE PG. D-10	1	~	~	
3	SELECTION PANEL - SEE PG. D-10	1	~	~	
4	DOOR HARNESS - SEE PG. A-4	1	~	~	
5	DOOR FRAME WELD -BLACK	1	133459-4	133459-3	
6	DOOR GUARD	1	133629-7	133629-4	
7	SIGN FACE - SEE PG. A-10	1	~	~	
8	VALIDATOR PLUG	1	133539-2	133539-2	
~	VALIDATOR GASKET (NOT SHOWN)	1	388846	388846	
9	INNER DOOR ASSEMBLY(FINAL)PRIOR TO 1990	1	133434-4	133434-3	
~	INNER DOOR ASSEMBLY(FINAL)AFTER 1990	1	134302	134302-1	
10	INNER DOOR ASSY (FOAMED)	1	133438-4	133438-3	
11	HINGE - INNER DOOR	2	388148	388148	CC
12	DOOR HANDLE	1	388305	388305	
13	CARRIAGE BOLT - HANDLE	1	V329258	V329258	
14	GROMMET	2	388090	388090	
15*	LATCH MECHANISM	1	388435	388435	CC
16	INNER DOOR GASKET	1	389622	389622-1	
17	DELIVERY DOOR (REVERSIBLE)	1	1013076	1013076	C
18	HINGE PIN	1	389985	389985	

NOTE: ITEM LETTER "HARDWARE" LISTED ON PAGE A-6.

* LATCH MECHANISM REMOVED AFTER 1990. SEE PAGE B-18 FOR REPLACEMENT RAMP/CATCH.

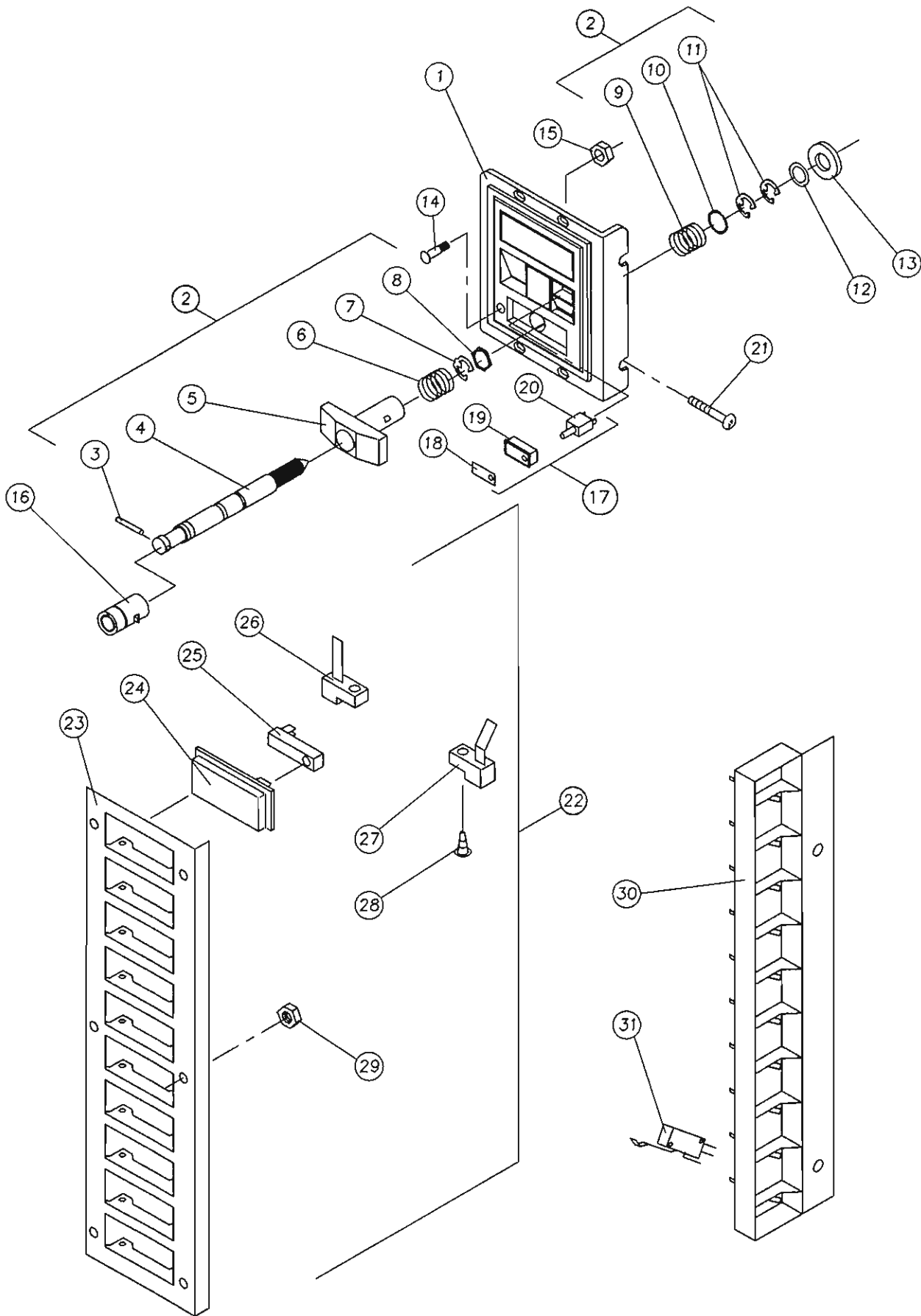


“UNIVENDOR” PEPSI 32” OUTER DOOR FLAT

ITEM NO.	PART NAME & DESCRIPTION	REQ.	MODEL NUMBER →		ITEM LETTER
			260 - 270 280	296 - 310 324	
~	OUTER DOOR ASSY - PEPSI 6 SEL.	1	134942-12	134942-13	
1	OUTER DOOR ASSY - PEPSI 7 SEL.	1	134942-14	134942-15	
~	OUTER DOOR ASSY - PEPSI 8 SEL.	1	134942-16	134942-17	
2	CREDIT RELAY	1	353343	353343	
3	LATCH - COINAGE DOOR	1	389612	389612	
4	COINAGE DOOR ASSEMBLY	1	133435	133435	E
5	DELIVERY HOPPER ASSEMBLY	1	133574	133574	
6	BARRIER PANEL	1	388244	388244	CC
7	BULKHEAD	1	388119	388119	
8	HINGE - INNER DOOR	2	388149	388149	CC
9	BACKING PLATE	1	388443	388443	
10	SIGN RETAINER	1	388263	388263	
11	CLAMP	3	384692-2	384692-2	
12*	STRIKE	1	388433	388433	
13	BUMPER - DOOR	1	1036912	1036912	CC
14	COIN BOX	1	133563	133563	CC
15	DOOR RAIN GUARD (BLACK)	1	133647-3	133647-3	R
16	BUSHING - DOOR HINGE	2	388094	388094	EE
17	SIGN TRIM - TOP / BOTTOM	2	388284	388284	
18	SIGN TRIM - LEFT	1	388284-2	388284-1	
19	EYELET TRIM	1	387125	387125	FF
20	SCAVENGER CHUTE - RAIN GUARD	1	388684	388684	
21	SCAVENGER LEVER RETAINER	1	388220	388220	U
22	SPRING LEVER	1	387849	387849	
23	SCAVENGER LEVER	1	390274	390274	
24	COIN INSERT CHUTE ASSEMBLY	1	133428	133428	
25	COIN ENTRANCE CHUTE	1	389065	389065	U
26	COVER - COIN CHUTE	1	389066	389066	
27	CUP - COIN RETURN	1	388111	388111	
28	COIN RETURN DOOR	1	389790	389790	FF
29	CUP WASHER	2	337241-1	337241-1	FF
30	COIN RETURN TRIM	1	389791	389791	
31	CROWN BLOCKER	1	388455	388455	
32	CARRIAGE BOLT	A/R	V801434	V801434	
33	SIGN FACE - SEE PAGE A-10	1	~	~	
34	DOOR HARNESS - SEE PAGE A-4	1	~	~	
35	DOOR GUARD - SEE PAGE D-6	1	~	~	J
36	VALIDATOR PLUG - SEE PAGE D-6	1	~	~	
37	LOCK ASSEMBLY - SEE PAGE D-10	1	~	~	
38	SELECTION PANEL ASSY. - SEE PAGE D-10	1	~	~	
39	MID SHEAR PANEL	1	389834	389834	
40	"T" HANDLE RAIN CHUTE	1	389240	389240	
41	CROWN BOX	1	133560	133560	
42	LIGHT ASSEMBLY - SEE PAGE B-16	1	~	~	

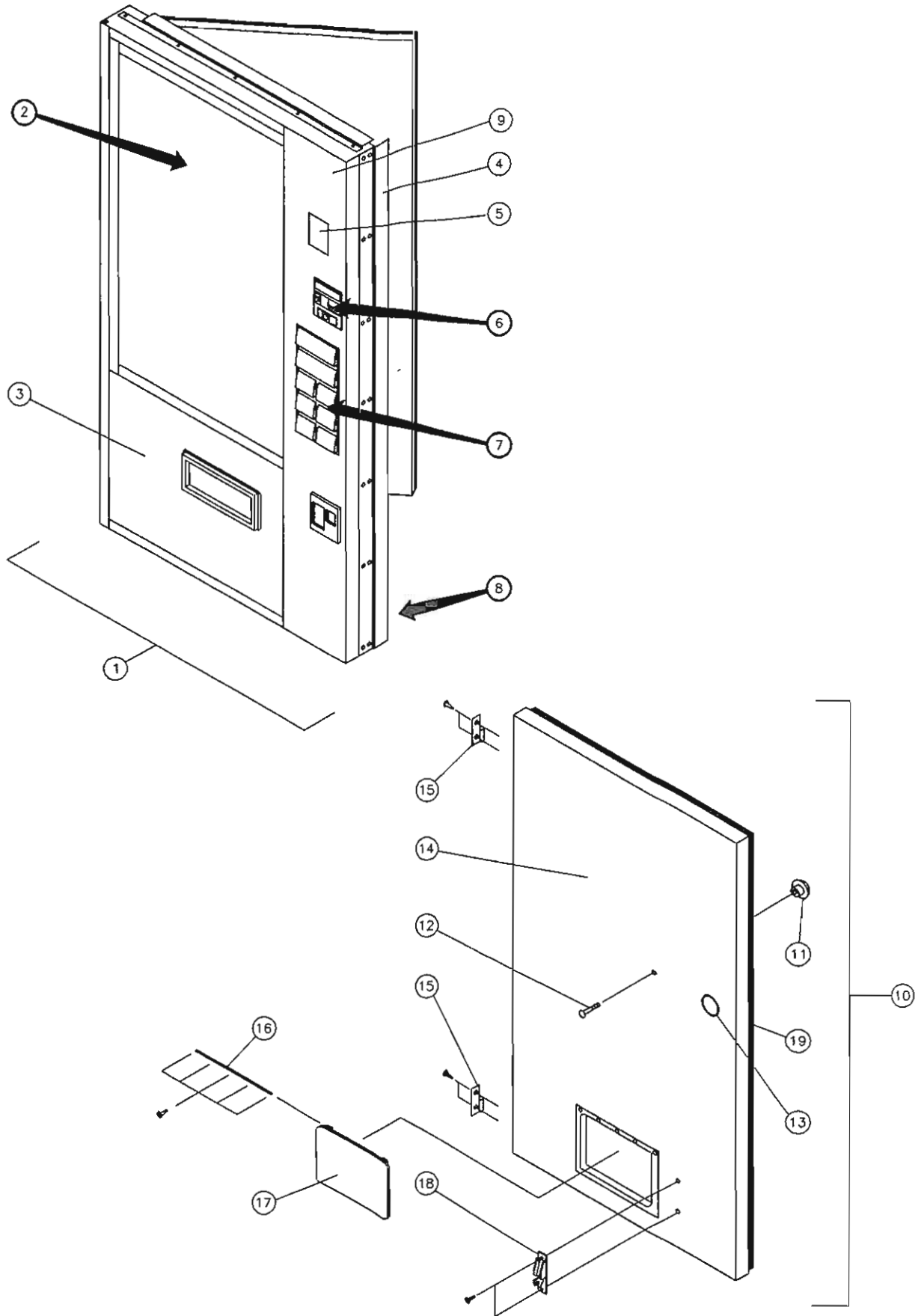
NOTE: ITEM LETTER "HARDWARE" LISTED ON PAGE A-6.

* STRIKE REMOVED AFTER 1990. SEE PAGE B-18 FOR REPLACEMENT RAMP/CATCH.



“UNIVENDOR”[®]
TRADE
INTERNATIONAL
PARTS SECTION
390330 E





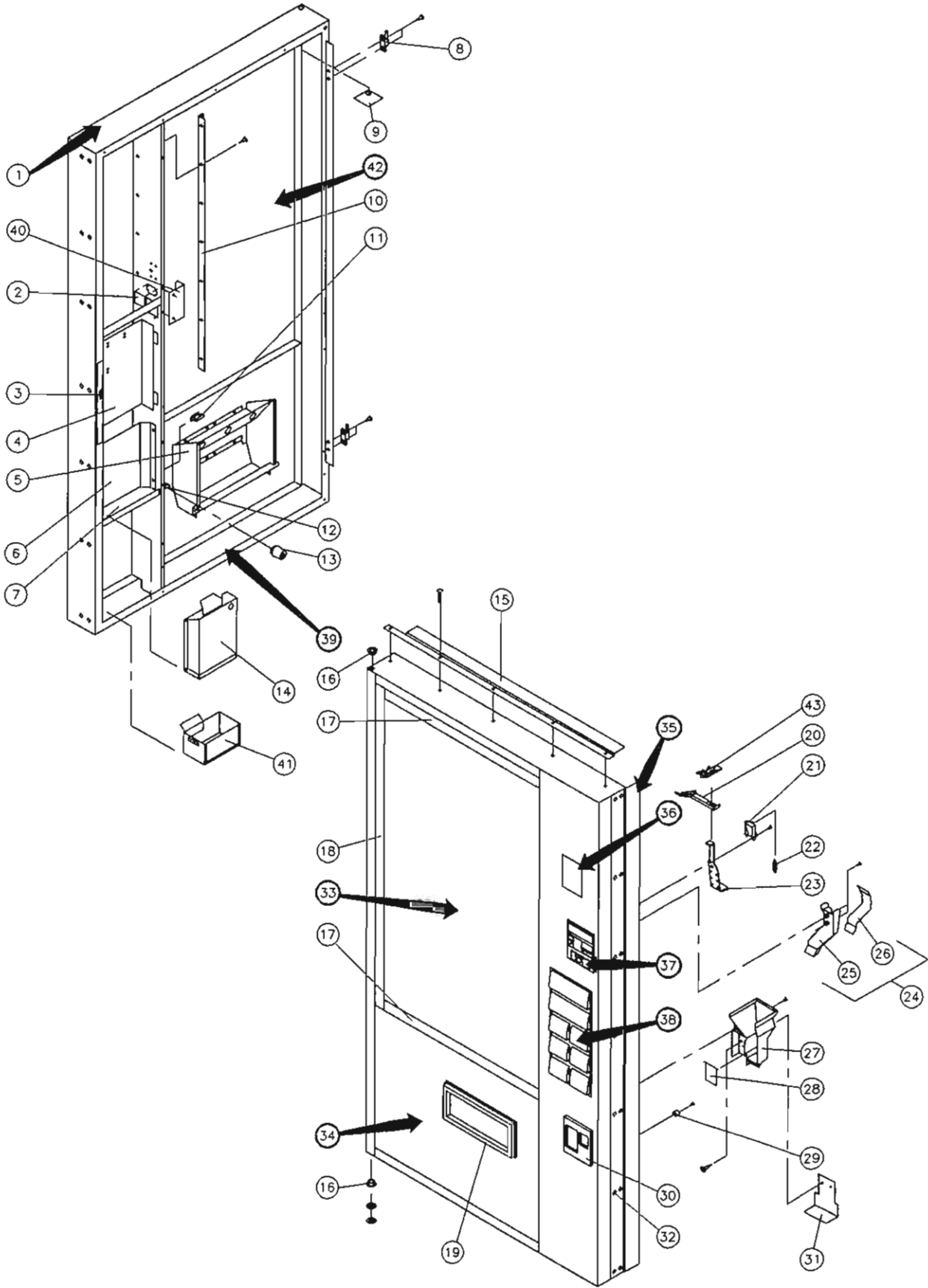
“UNIVENDOR” TRADE MAIN DOOR – FLAT

ITEM NO.	MODEL NUMBER → PART NAME & DESCRIPTION	REQ.	260 - 270	296 - 310	388 - 392	450 - 460	ITEM LETTER
			280	324	406	470 - 490	
			PART NO.	PART NO.	PART NO.	PART NO.	
1 *	OUTER DOOR ASSEMBLY - BLACK	1	1004298	1004298-1	1004298-3	1004298-4	
~	OUTER DOOR ASSEMBLY - BROWN	1	1004298-15	1004298-16	1004298-18	1004298-19	
~	OUTER DOOR ASSEMBLY - WHITE	1	1004298-10	1004298-11	1004298-13	1004298-14	
2	SIGN FACE - SEE PAGE A-11	1	~	~	~	~	
3 *	LOWER PANEL - BLACK	1	134765-10	134765-10	134765-2	134765-2	
~	LOWER PANEL - BROWN	1	134765-11	134765-11	134765-4	134765-4	
~	LOWER PANEL - WHITE	1	134765-12	134765-12	134765-7	134765-7	
4 *	DOOR GUARD - BLACK	1	133629-7	133629-4	133629-4	133629-3	
~	DOOR GUARD - BROWN	1	133629-33	133629-23	133629-23	133629-9	
~	DOOR GUARD - WHITE	1	133629-32	133629-22	133629-22	133629-8	
5 *	VALIDATOR PLUG - BLACK	1	133539-2	133539-2	133539-2	133539-2	□□
~	VALIDATOR PLUG - BROWN	1	133539-4	133539-4	133539-4	133539-4	□□
~	VALIDATOR PLUG - WHITE	1	133539-7	133539-7	133539-7	133539-7	□□
~	VALIDATOR GASKET (NOT SHOWN)	1	388846	388846	388846	388846	
6	LOCK ASSY. - SEE PG. E-14	1	~	~	~	~	
7	SELECTION PANEL-SEE PG. E-14	1	~	~	~	~	
8 *	DOOR HARNESS -SEE PG. A-4	1	~	~	~	~	
9	DOOR FRAME WELD - BLACK	1	133537-13	133537-14	133537-11	133537-10	
~	DOOR FRAME WELD - BROWN	1	133537-34	133537-35	133537-32	133537-33	
~	DOOR FRAME WELD - WHITE	1	133537-27	133537-28	133537-25	133537-24	
10	INNER DOOR ASSEMBLY(FINAL)PRIOR TO 1990	1	133434-4	133434-3	133434-1	133434	
~	INNER DOOR ASSEMBLY(FINAL)AFTER 1990	1	134302	134302-1	134302-3	134302-4	
11	KNOB INNER DOOR	1	388305	388305	388305	388305	
12	CARRIAGE BOLT HANDLE	1	V329258	V329258	V329258	V329258	
13	GROMMET	2	388090	388090	388090	388090	
14	INNER DOOR PANEL	1	133438-4	133438-3	133438-1	133438	
15	HINGE - INNER DOOR	2	388148	388148	388148	388148	CC
16	HINGE PIN	1	389985	389985	389985	389985	C
17	DELIVERY DOOR (REVERSIBLE)	1	1013076	1013076	1013076	1013076	
18	LATCH MECHANISM	1	388435	388435	388435	388435	CC
19	INNER DOOR GASKET	1	389622	389622-1	389622-3	389622-4	

NOTE: ITEM LETTER "HARDWARE" LISTED ON PAGE A-6.

* NOTE: WHEN ORDERING PART, SPECIFY COLOR AND/OR FRANCHISE.

** LATCH MECHANISM REMOVED AFTER 1990. SEE PAGE B-18 FOR REPLACEMENT RAMP/CATCH.



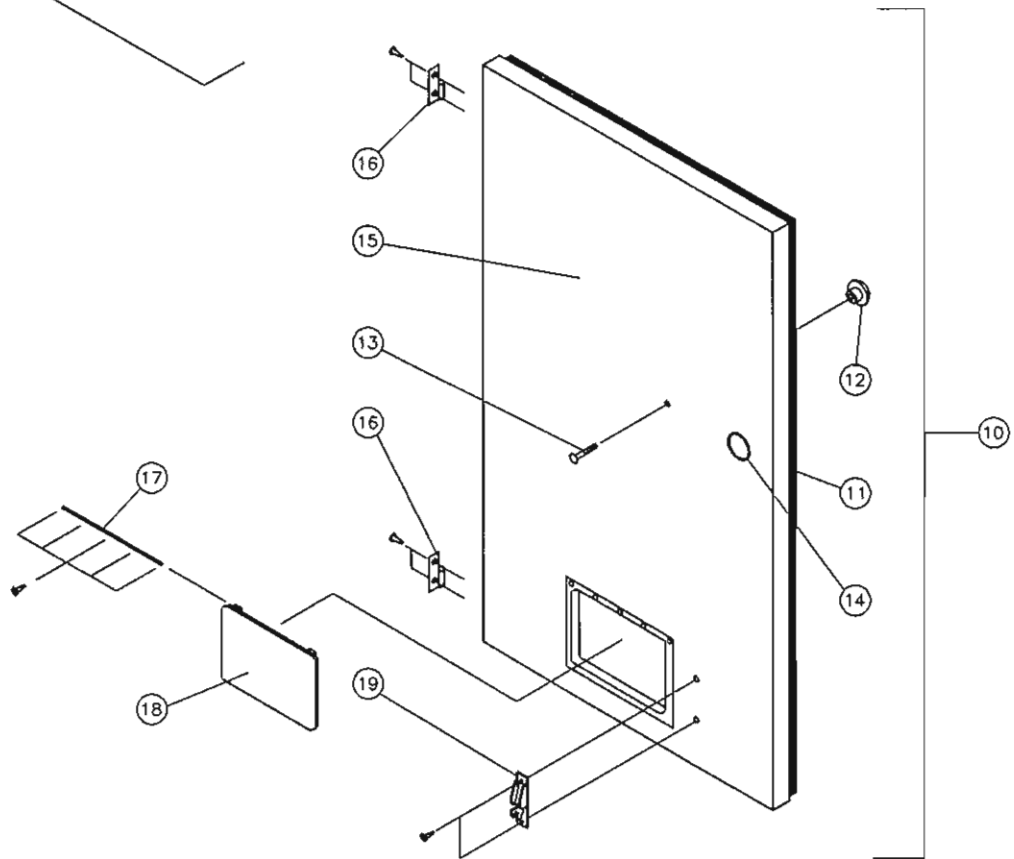
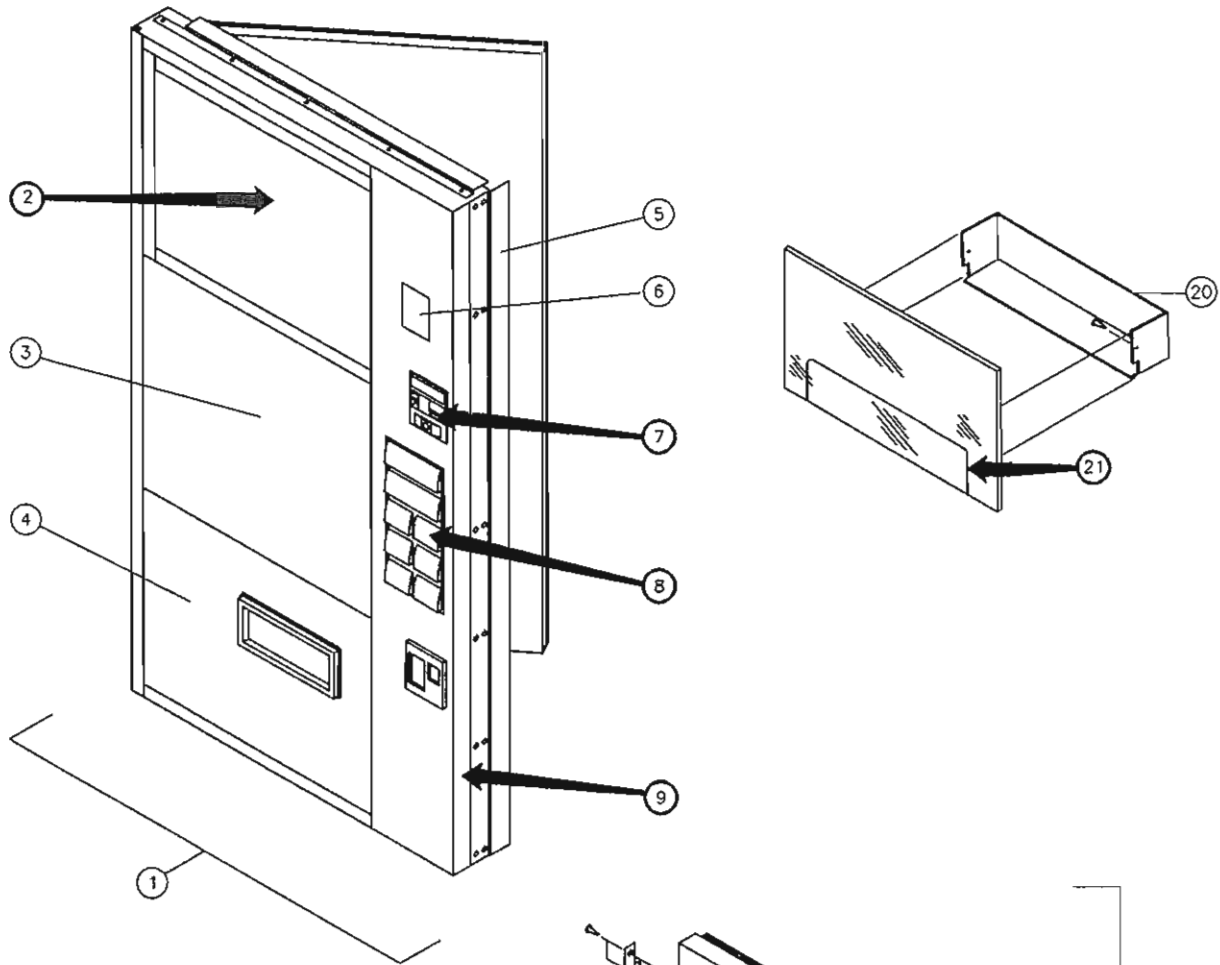
"UNIVENDOR" TRADE OUTER DOOR - FLAT

ITEM NO.	MODEL NUMBER → PART NAME & DESCRIPTION	REQ.	260 - 270	296 - 310	388 - 392	450 - 460	ITEM LETTER
			280	324	406	470 - 490	
			PART NO.	PART NO.	PART NO.	PART NO.	
1	OUTER DOOR ASSY.-SEE PG. E-2	1	~	~	~	~	
2	CREDIT RELAY	1	353343	353343	353343	353343	
3	LATCH - COINAGE DOOR	1	389612	389612	389612	389612	
4	COINAGE DOOR ASSEMBLY	1	133435	133435	133435	133435	E
5	DELIVERY HOPPER ASSEMBLY	1	133574	133574	133574	133574	
6	BARRIER PANEL	1	388244	388244	388244	388244	CC
7	BULKHEAD	1	388119	388119	388119	388119	
8	HINGE - INNER DOOR	2	388149	388149	388149	388149	CC
9	BACKING PLATE	1	388443	388443	388443	388443	
10	SIGN RETAINER	1	389431	389431-3	389431-3	389431-1	CC
11	TIE DOWN PANEL MOUNT	A/R	388359-1	388359-1	388359-1	388359-1	
12**	STRIKE	1	388433	388433	388433	388433	
13	BUMPER - DOOR	1	1036912	1036912	1036912	1036912	CC
14	COIN BOX	1	133563	133563	133563	133563	
15*	DOOR RAIN GUARD (BLACK)	1	133647-3	133647-3	133647-2	133647-2	R
16	BUSHING - DOOR HINGE	2	388094	388094	388094	388094	EE
17	SIGN TRIM - TOP / BOTTOM	2	388284-4	388284-4	388284-3	388284-3	CC
18	SIGN TRIM - LEFT	1	388284-7	388284-6	388284-6	388284-5	CC
19	EYELET TRIM	1	387125	387125	387125	387125	C
20	SCAVENGER CHUTE - RAIN GUARD	1	388944	388944	388944	388944	
21	SCAVENGER LEVER - SUPPORT	1	388220	388220	388220	388220	U
22	SPRING LEVER	1	387849	387849	387849	387849	
23	SCAVENGER LEVER	1	390274	390274	390274	390274	
24	COIN INSERT CHUTE ASSEMBLY	1	133428	133428	133428	133428	U
25	COIN ENTRANCE CHUTE	1	389065	389065	389065	389065	
26	COVER - COIN CHUTE	1	389066	389066	389066	389066	
27	CUP - COIN RETURN	1	388111	388111	388111	388111	FF
28	COIN RETURN DOOR	1	389790	389790	389790	389790	
29	CUP WASHER	2	337241-1	337241-1	337241-1	337241-1	
30	COIN RETURN TRIM	1	389791	389791	389791	389791	FF
31	CROWN BLOCKER	1	388455	388455	388455	388455	CC
32	CARRIAGE BOLT	A/R	V801434	V801434	V801434	V801434	J
33	SIGN FACE - SEE PG. A-11	1	~	~	~	~	
34	LOWER PANEL-SEE PG. E-2	1	~	~	~	~	
35	DOOR GUARD-SEE PG. E-2	1	~	~	~	~	
36	VALIDATOR PLUG ASSY.-SEE PG. E-2	1	~	~	~	~	
37	LOCK HANDLE ASSY. - SEE PG. E-2	1	~	~	~	~	
38	SELECT. PANEL ASSY.-SEE PG. E-14	1	~	~	~	~	
39	DOOR HARNESS-SEE PG. A-4	1	~	~	~	~	
40	JONES PLUG COVER	1	389123	389123	389123	389123	CC
41	CROWN BOX	1	133560	133560	133560	133560	
42	LIGHT ASSY-SEE PG B-15 (VIEW A)	1	~	~	~	~	
43	T-HANDLE CHUTE	1	389240	389240	389240	389240	

* NOTE: WHEN ORDERING PART SPECIFY COLOR AND/OR FRANCHISE.

NOTE: ITEM LETTER "HARDWARE" LISTED ON PAGE A-6.

** NOTE: STRIKE REMOVED AFTER 1990. SEE PAGE B-18 FOR REPLACEMENT RAMP/CATCH.



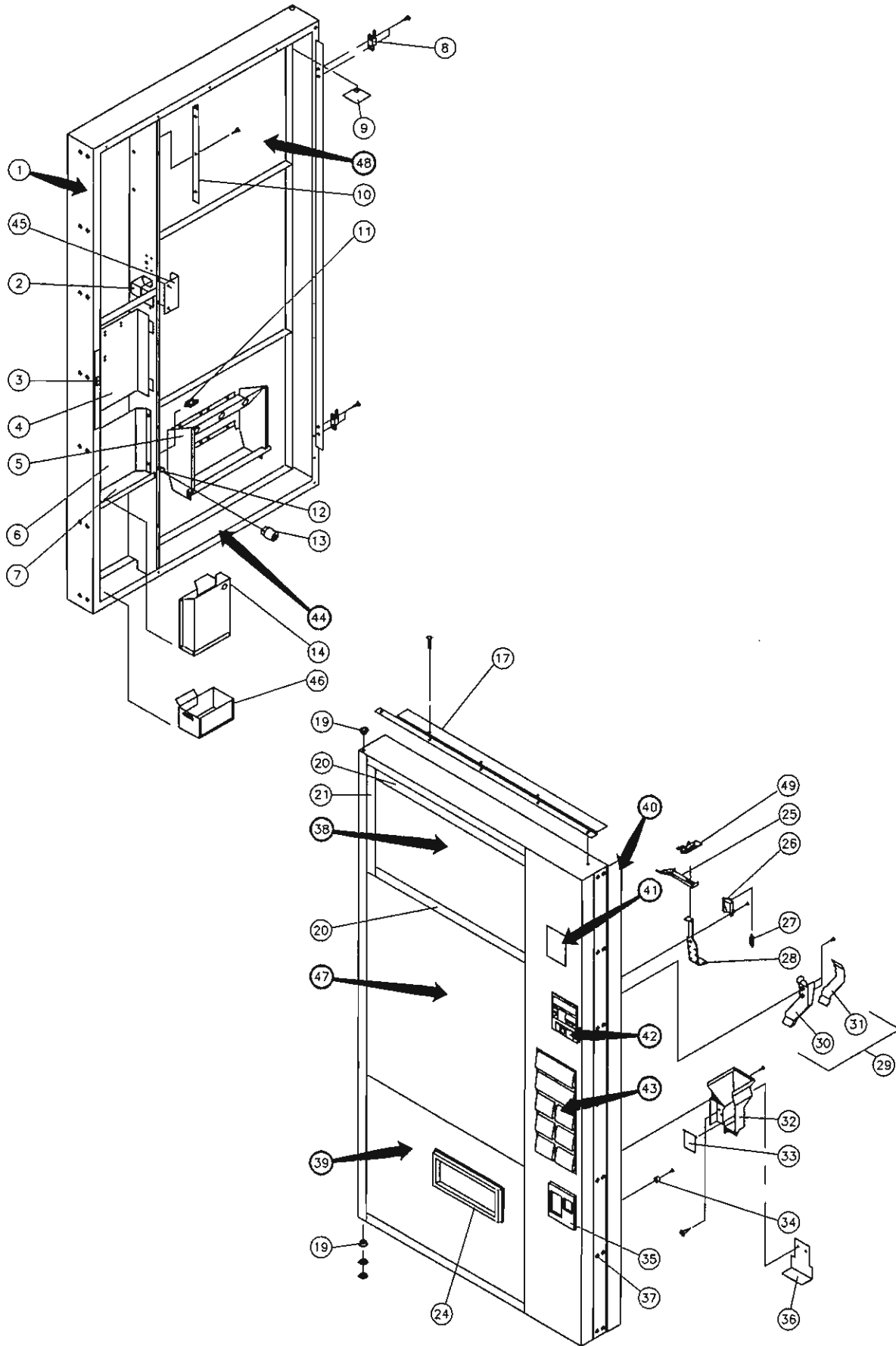
"UNIVENDOR" TRADE MAIN DOOR - FLAT

ITEM NO.	PART NAME & DESCRIPTION	REQ.	MODEL NUMBER →				ITEM LETTER
			260 - 270 280	296 - 310 324	388 - 392 406	450 - 460 470 - 490	
1 *	OUTER DOOR ASSEMBLY - BLACK	1	134943	134943-1	134943-3	134943-5	
~	OUTER DOOR ASSEMBLY - BROWN	1	134943-15	134943-16	134943-18	134943-19	
~	OUTER DOOR ASSEMBLY - WHITE	1	134943-10	134943-11	134943-13	134943-15	
2	SIGN FACE SEE PG. A-11	1	~	~	~	~	
3 *	MID PANEL - BLACK	1	134810-2	134811-2	134766-2	134767-2	
~	MID PANEL - BROWN	1	134810-4	134811-4	134766-4	134767-4	
~	MID PANEL - WHITE	1	134810-7	134811-7	134766-7	134767-7	
4 *	LOWER PANEL - BLACK	1	134765-10	134765-10	134765-2	134765-2	
~	LOWER PANEL - BROWN	1	134765-15	134765-15	134765-4	134765-4	
~	LOWER PANEL - WHITE	1	134765-12	134765-12	134765-7	134765-7	
5 *	DOOR GUARD - BLACK	1	133629-7	133629-4	133629-4	133629-3	
~	DOOR GUARD - BROWN	1	133629-33	133629-23	133629-23	133629-9	
~	DOOR GUARD - WHITE	1	133629-32	133629-22	133629-22	133629-8	
6 *	VALIDATOR PLUG - BLACK	1	133539-2	133539-2	133539-2	133539-2	
~	VALIDATOR PLUG - BROWN	1	133539-4	133539-4	133539-4	133539-4	
~	VALIDATOR PLUG - WHITE	1	133539-7	133539-7	133539-7	133539-7	
~	GASKET-VALIDATOR (NOT SHOWN)	1	388846	388846	388846	388846	
7	LOCK ASSY. - SEE PG. E-14	1	~	~	~	~	
8	SELECTION PANEL-SEE PG. E-14	1	~	~	~	~	
9 *	DOOR FRAME WELD - BLACK	1	133537-13	133537-14	133537-11	133537-10	
~	DOOR FRAME WELD - BROWN	1	133537-34	133537-35	133537-32	133537-33	
~	DOOR FRAME WELD - WHITE	1	133537-27	133537-28	133537-25	133537-24	
10	INNER DOOR ASSEMBLY(FINAL)PRIOR TO 1990	1	133434-4	133434-3	133434-1	133434	
~	INNER DOOR ASSEMBLY(FINAL)AFTER 1990	1	134302	134302-1	134302-3	134302-4	
11	INNER DOOR GASKET	1	389622	389622-1	389622-3	389622-4	
12	KNOB INNER DOOR	1	388305	388305	388305	388305	
13	CARRIAGE BOLT	1	V329258	V329258	V329258	V329258	
14	GROMMET	2	388090	388090	388090	388090	
15	INNER DOOR PANEL	1	133438-4	133438-3	133438-1	133438	
16	HINGE - INNER DOOR	2	388148	388148	388148	388148	CC
17	HINGE PIN	1	389985	389985	389985	389985	C
18	DELIVERY DOOR (REVERSIBLE)	1	1013076	1013076	1013076	1013076	
19**	LATCH MECHANISM	1	388435	388435	388435	388435	CC
20	DISPLAY PANEL	1	~	~	388519	388519	
21	SIGN FACE WITH DISPLAY-SEE PAGE A-11	1	~	~	~	~	DD

* NOTE: WHEN ORDERING PART SPECIFY COLOR AND/OR FRANCHISE.

NOTE: ITEM LETTER "HARDWARE" LISTED ON PAGE A-6.

** LATCH MECHANISM REMOVED AFTER 1990. SEE PAGE B-18 FOR REPLACEMENT RAMP/CATCH.



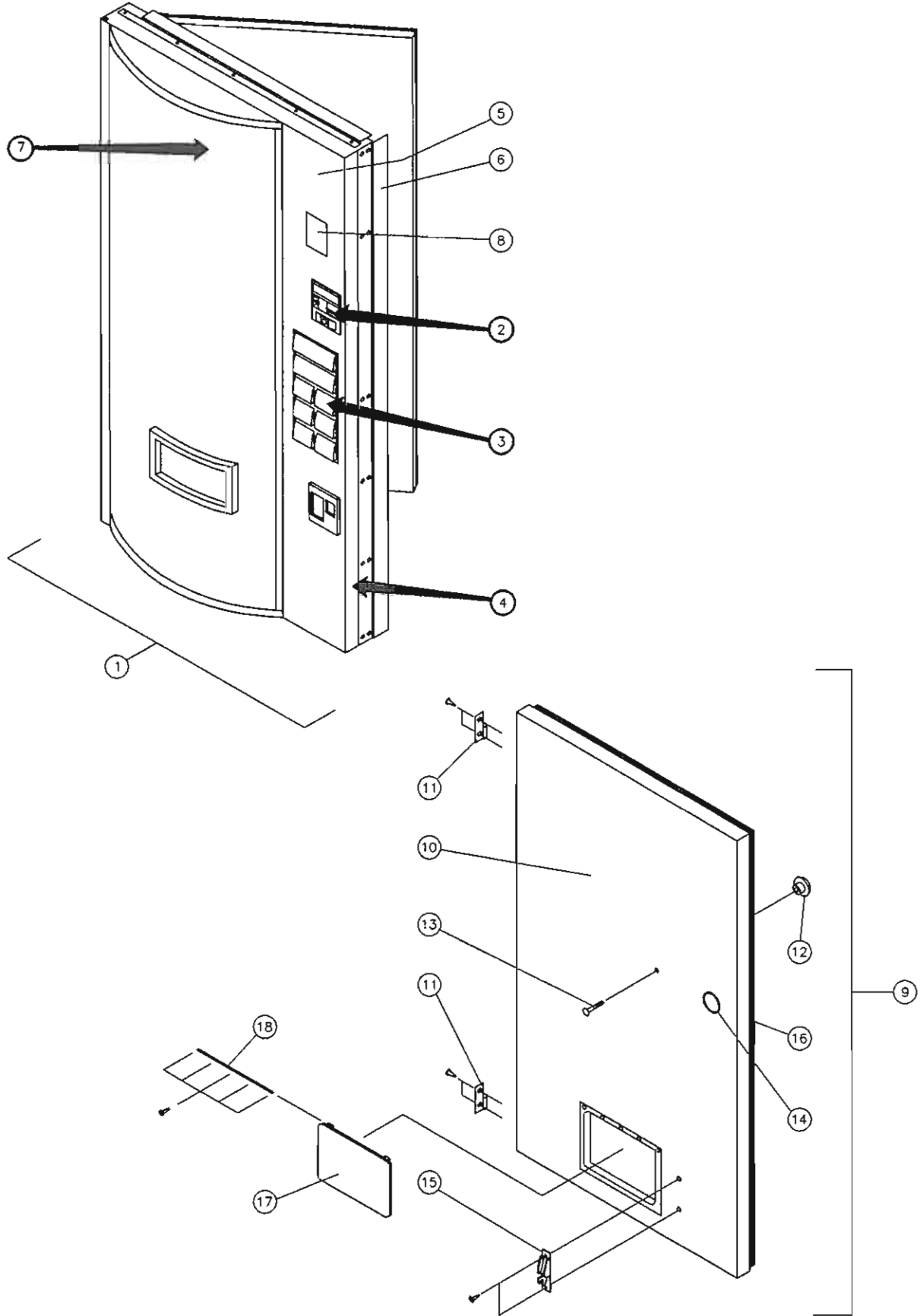
"UNIVENDOR" TRADE OUTER DOOR-FLAT

ITEM NO.	MODEL NUMBER →	REQ.	260 - 270	296 - 310	388 - 392	450 - 460	ITEM LETTER
			280	324	406	470 - 490	
	PART NAME & DESCRIPTION		PART NO.	PART NO.	PART NO.	PART NO.	
1	OUTER DOOR ASSY. - SEE PG. E-6	1	~	~	~	~	
2	CREDIT RELAY	1	353343	353343	353343	353343	
3	LATCH - COINAGE DOOR	1	389612	389612	389612	389612	
4	COINAGE DOOR ASSEMBLY	1	133435	133435	133435	133435	CC
5	DELIVERY HOPPER ASSEMBLY	1	133574	133574	133574	133574	
6	BARRIER PANEL	1	388244	388244	388244	388244	CC
7	BULKHEAD	1	388119	388119	388119	388119	
8	HINGE - INNER DOOR	2	388149	388149	388149	388149	CC
9	BACKING PLATE	1	388443	388443	388443	388443	
10	SIGN RETAINER	1	389431-3	389431-3	389431-3	389431-3	CC
11	TIE DOWN PANEL MOUNT	A/R	388359-1	388359-1	388359-1	388359-1	
12**	STRIKE	1	388433	388433	388433	388433	
13	BUMPER - DOOR	1	1036912	1036912	1036912	1036912	CC
14	COIN BOX	1	133563	133563	133563	133563	
15	LIGHT PANEL - SEE PG. B-18	1	~	~	~	~	
16	SHEAR PNL, LWR-SEE PG. B-18	1	~	~	~	~	
17*	DOOR RAIN GUARD (BLACK)	1	133647-3	133647-3	133647-2	133647-2	R
~	DOOR RAIN GUARD (BROWN)	1	133647-21	133647-21	133647-20	133647-20	
~	DOOR RAIN GUARD (WHITE)	1	133647-19	133647-19	133647-18	133647-18	
18	RAIN GUTTER - SEE PG. B-18	1	~	~	~	~	CC
19	BUSHING - DOOR HINGE	2	388094	388094	388094	388094	EE
20	SIGN TRIM - TOP / BOTTOM	2	388284-4	388284-4	388284-3	388284-3	
21	SIGN TRIM - LEFT	1	388284-7	388284-6	388284-6	388284-5	
22	LIGHT HARNESS ASSY.-SEE PG. A-4	A/R	~	~	~	~	
23	RAMP-INNER DOOR - SEE PG. B-18	1	~	~	~	~	CC
24	EYELET TRIM	1	387125	387125	387125	387125	C
25	SCAVENGER CHUTE - RAIN GUARD	1	388944	388944	388944	388944	
26	SCAVENGER LEVER - SUPPORT	1	388220	388220	388220	388220	U
27	SPRING LEVER	1	387849	387849	387849	387849	
28	SCAVENGER LEVER	1	390274	390274	390274	390274	
29	COIN INSERT CHUTE ASSEMBLY	1	133428	133428	133428	133428	U
30	COIN ENTRANCE CHUTE	1	389065	389065	389065	389065	
31	COVER - COIN CHUTE	1	389066	389066	389066	389066	
32	CUP - COIN RETURN	1	388111	388111	388111	388111	CC, FF
33	COIN RETURN DOOR	1	389790	389790	389790	389790	
34	CUP WASHER	A/R	337241-1	337241-1	337241-1	337241-1	F
35	COIN RETURN TRIM	1	389791	389791	389791	389791	FF
36	CROWN BLOCKER	1	388455	388455	388455	388455	CC
37	CARRIAGE BOLT	A/R	V801434	V801434	V801434	V801434	J
38	SIGN FACE - SEE PG. A-11	1	~	~	~	~	
39	LOWER PANEL - SEE PG. E-6	1	~	~	~	~	
40	DOOR GUARD - SEE PG. E-6	1	~	~	~	~	
41	VALIDATOR PLUG - SEE PG. E-6	1	~	~	~	~	DD, PP
42	LOCK ASSY. - SEE PG. E-14	1	~	~	~	~	
43	SELECTION PANEL - SEE PG. E-14	1	~	~	~	~	
44	DOOR HARNESS - SEE PG. A-4	1	~	~	~	~	
45	JONES PLUG COVER	1	389123	389123	389123	389123	CC
46	CROWN BOX	1	133560	133560	133560	133560	
47	MID PANEL - SEE PG. E-6	1	~	~	~	~	
48	LIGHT ASSY - SEE PG. B-12	1	~	~	~	~	
49	T-HANDLE CHUTE	1	389240	389240	389240	389240	

* NOTE: WHEN ORDERING PART, SPECIFY COLOR AND/OR FRANCHISE.

NOTE: ITEM LETTER "HARDWARE" LISTED ON PAGE A-6.

** STRIKE REMOVED AFTER 1990. SEE PAGE B-18 FOR REPLACEMENT RAMP/CATCH.



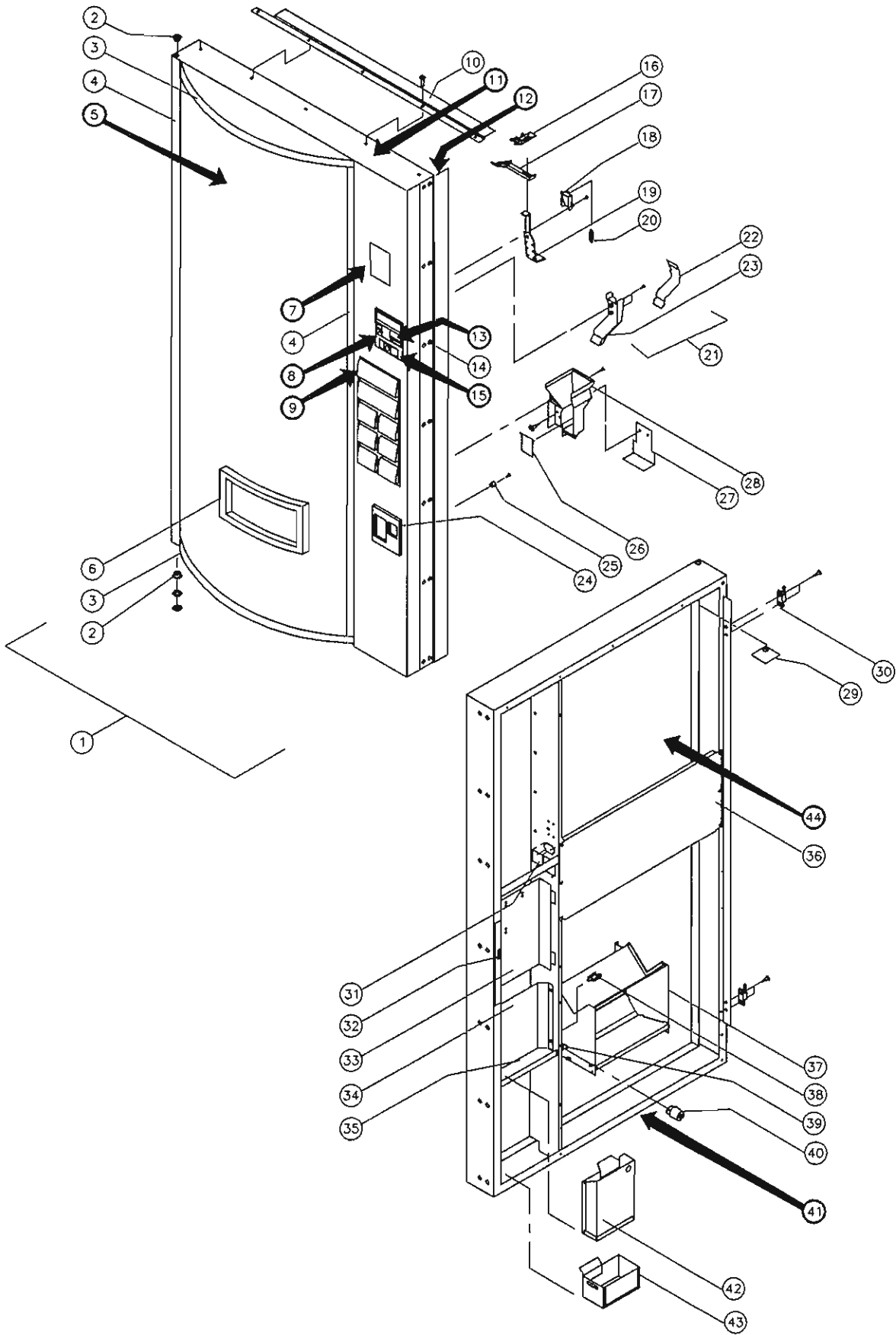
“UNIVENDOR”® TRADE MAIN DOOR – CURVED

ITEM NO.	PART NAME & DESCRIPTION	REQ.	MODEL NUMBER →		ITEM LETTER
			388 - 392 406	450 - 460 470 - 490	
			PART NO.	PART NO.	
1 *	OUTER DOOR – BLACK	1	1006959-1	1006959-2	
~	OUTER DOOR – BROWN	1	1006959-11	1006959-12	
~	OUTER DOOR – WHITE	1	1006959-8	1006959-9	
2	LOCK ASSY-SEE PG. E-14	1	~	~	
3	SELECTION PANEL-SEE PG. E-14	1	~	~	
4	DOOR HARNESS – SEE PG. A-4	1	~	~	
5 *	DOOR FRAME WELD –BLACK	1	134709-7	134709-6	
~	DOOR FRAME WELD – BROWN	1	134709-16	134709-15	
~	DOOR FRAME WELD – WHITE	1	134709-13	134709-12	
6 *	DOOR GUARD – BLACK	1	133629-4	133629-3	
~	DOOR GUARD – BROWN	1	133629-23	133629-9	
~	DOOR GUARD – WHITE	1	133629-22	133629-8	
7	SIGN FACE – SEE PAGE A-11	1	~	~	□□
8 *	VALIDATOR PLUG – BLACK	1	133539-2	133539-2	
~	VALIDATOR PLUG – BROWN	1	133539-4	133539-4	
~	VALIDATOR PLUG – WHITE	1	133539-7	133539-7	
~	VALIDATOR GASKET (NOT SHOWN)	1	388846	388846	
9	INNER DOOR ASSEMBLY(FINAL)PRIOR TO 1990	1	133434-1	133434	
~	INNER DOOR ASSEMBLY(FINAL)AFTER 1990	1	134302-3	134302-4	
10	INNER DOOR PANEL	1	133438-1	133438	
11	HINGE – INNER DOOR	2	388148	388148	C
12	DOOR HANDLE	1	388305	388305	
13	CARRIAGE BOLT – HANDLE	1	V329258	V329258	
14	GROMMET	2	388090	388090	
15**	LATCH MECHANISM	1	388435	388435	C
16	INNER DOOR GASKET	1	389622-3	389622-4	
17	DELIVERY DOOR (REVERSIBLE)	1	1013076	1013076	
18	HINGE PIN	1	389985	389985	C

* NOTE: WHEN ORDERING PART, SPECIFY COLOR AND/OR FRANCHISE.

NOTE: ITEM LETTER “HARDWARE” LISTED ON PAGE A-6.

** LATCH MECHANISM REMOVED AFTER 1990. SEE PAGE B-16 FOR REPLACEMENT RAMP/CATCH.



“UNIVENDOR” TRADE OUTER DOOR—CURVED

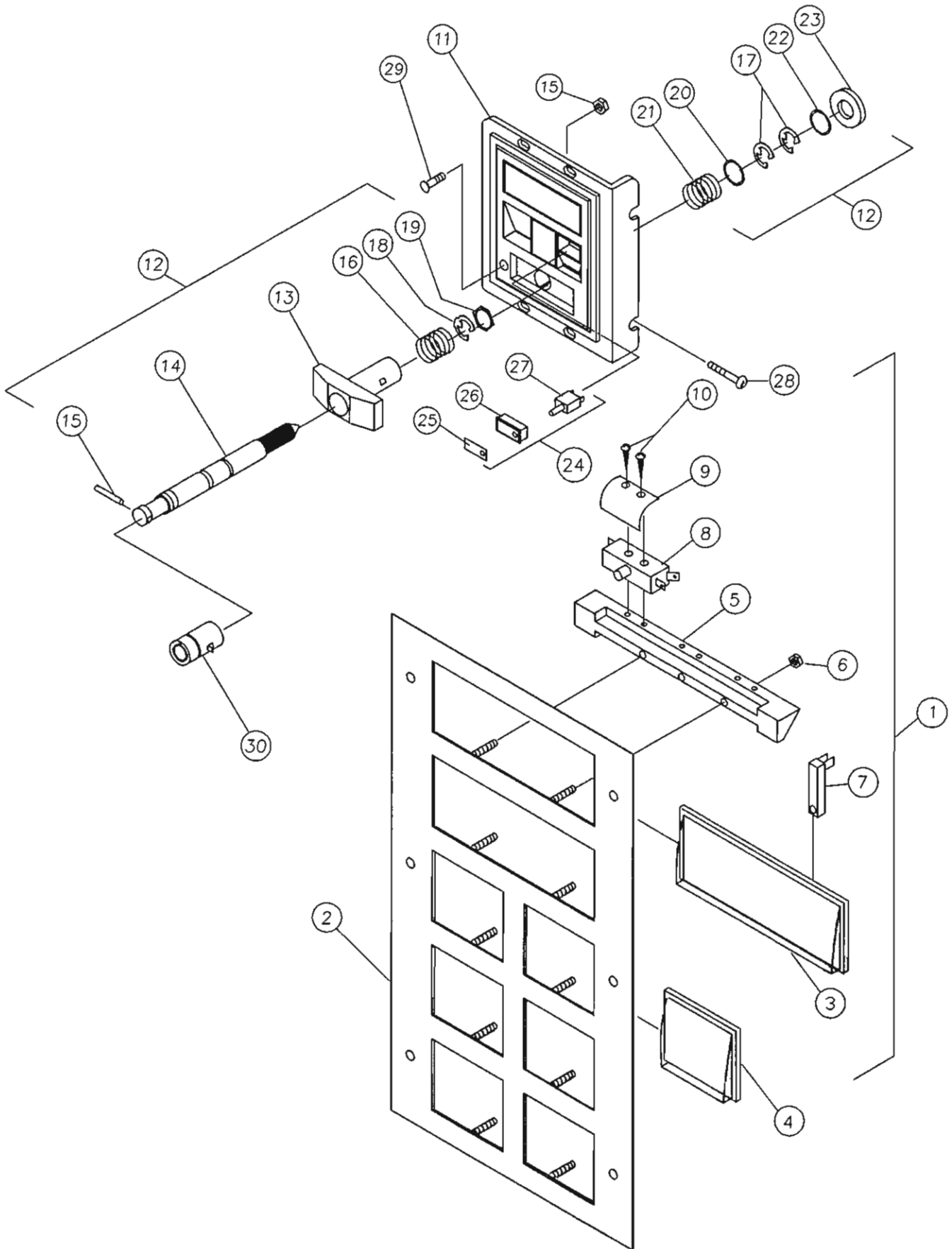
ITEM NO.	MODEL NUMBERS → PART NAME & DESCRIPTION	REQ.	388 - 392	450 - 460	ITEM LETTER
			406	470 - 490	
			PART NUMBER	PART NUMBER	
1	OUTER DOOR ASSEMBLY - SEE PAGE E-10	1	~	~	
2	BUSHING - DOOR HINGE	2	388094	388094	NN, EE
3	SIGN CAP - TOP/BOTTOM	2	1014986	1014986	CC
4	SIGN FRAME - LEFT/RIGHT	2	388125-2	388125	CC
5	SIGN FACE - SEE PAGE A-11	1	~	~	
6	EYELET TRIM	1	388271	388271	FF
7	VALIDATOR PLUG - SEE PAGE E-10	1	~	~	
8	COIN INSERT CASTING - SEE PAGE E-14	1	~	~	
9	SELECTION PANEL - SEE PAGE E-14	1	~	~	
10	* DOOR RAIN GUARD - BLACK	1	133647-2	133647-2	R
~	DOOR RAIN GUARD - BROWN	1	133647-20	133647-20	
~	DOOR RAIN GUARD - WHITE	1	133647-18	133647-18	
11	DOOR FRAME WELD - SEE PAGE E-10	1	~	~	
12	DOOR GUARD - SEE PAGE E-10	1	~	~	
13	CORRECT CHANGE LAMP - SEE PAGE E-14	1	~	~	
14	CARRIAGE BOLT	A/R	V801434	V801434	J
15	LOCK ASSY. - SEE PAGE E-14	1	~	~	
16	T-HANDLE CHUTE	1	389240	389240	
17	SCAVENGER CHUTE	1	388944	388944	
18	RETAINER - LEVER	1	388220	388220	
19	SCAVENGER LEVER	1	390274	390274	
20	SPRING - LEVER	1	387849	387849	
21	COIN INSERT CHUTE ASSEMBLY	1	133428	133428	U
22	COVER - CHUTE	1	389066	389066	
23	COIN INSERT CHUTE	1	389065	389065	U
24	COIN RETURN TRIM	1	389791	389791	
25	CUP WASHER - TRIM	2	337241-1	337241-1	FF
26	COIN RETURN DOOR	1	389790	389790	
27	CROWN BLOCKER	1	388455	388455	CC
28	CUP - COIN RETURN	1	388111	388111	CC
29	BACKING PLATE	1	388443	388443	
30	HINGE - INNER DOOR	2	388149	388149	CC
31	CREDIT RELAY	1	353343	353343	
32	LATCH - COINAGE DOOR	1	389612	389612	
33	COINAGE DOOR ASSEMBLY	1	133435	133435	E
34	BARRIER PANEL	1	388244	388244	CC
35	BULKHEAD	1	388119	388119	
36	SHEAR PANEL - MIDDLE	1	389834-1	389834-1	
37	DELIVERY HOPPER ASSEMBLY	1	133574-1	133574-1	
38	TIE DOWN PANEL MOUNT	A/R	388359-1	388359-1	
39**	STRIKE	1	388433	388433	
40	BUMPER - DOOR	2	1039555	1039555	CC
41	DOOR HARNESS-SEE PG. A-4 (NOT SHOWN)	1	~	~	
42	COIN BOX	1	133563	133563	
43	CROWN BOX	1	133560	133560	
44	LIGHT ASSY - SEE PAGE B-16	1	~	~	

NOTE: FOR LABELS AND DECALS SEE PAGE A-12 TO A-14.

* NOTE: WHEN ORDERING PART, SPECIFY COLOR AND/OR FRANCHISE.

NOTE: ITEM LETTER "HARDWARE" LISTED ON PAGE A-6.

** STRIKE REMOVED AFTER 1990. SEE PAGE B-16 FOR REPLACEMENT RAMP/CATCH.



"UNIVENDOR" TRADE
SELECTION PANEL / DOOR LATCH

ITEMS BELOW LISTED BY COLOR & NO. OF SELECTIONS

	ITEM NUMBER		1	2
	NUMBER OF SELECTIONS	NO REQ.	SELECTION PANEL ASSY.	SELECTION PANEL
BLACK	6 - SELECT	1	134758-5	134757-5
	7 - SELECT	1	134758-6	134757-6
	* 8 - SELECT	1	134758-7	134757-7
	9 - SELECT	1	134758-8	134757-8
	10- SELECT	1	134758-9	134757-9
BROWN	6 - SELECT	1	134758-10	134757-10
	7 - SELECT	1	134758-21	134757-21
	* 8 - SELECT	1	134758-22	134757-22
	9 - SELECT	1	134758-23	134757-23
	10- SELECT	1	134758-24	134757-24
WHITE	6 - SELECT	1	134758-35	134757-35
	7 - SELECT	1	134758-36	134757-36
	* 8 - SELECT	1	134758-37	134757-37
	9 - SELECT	1	134758-38	134757-38
	10- SELECT	1	134758-39	134757-39

ITEMS LISTED BELOW COMMON TO ALL CONFIGURATIONS

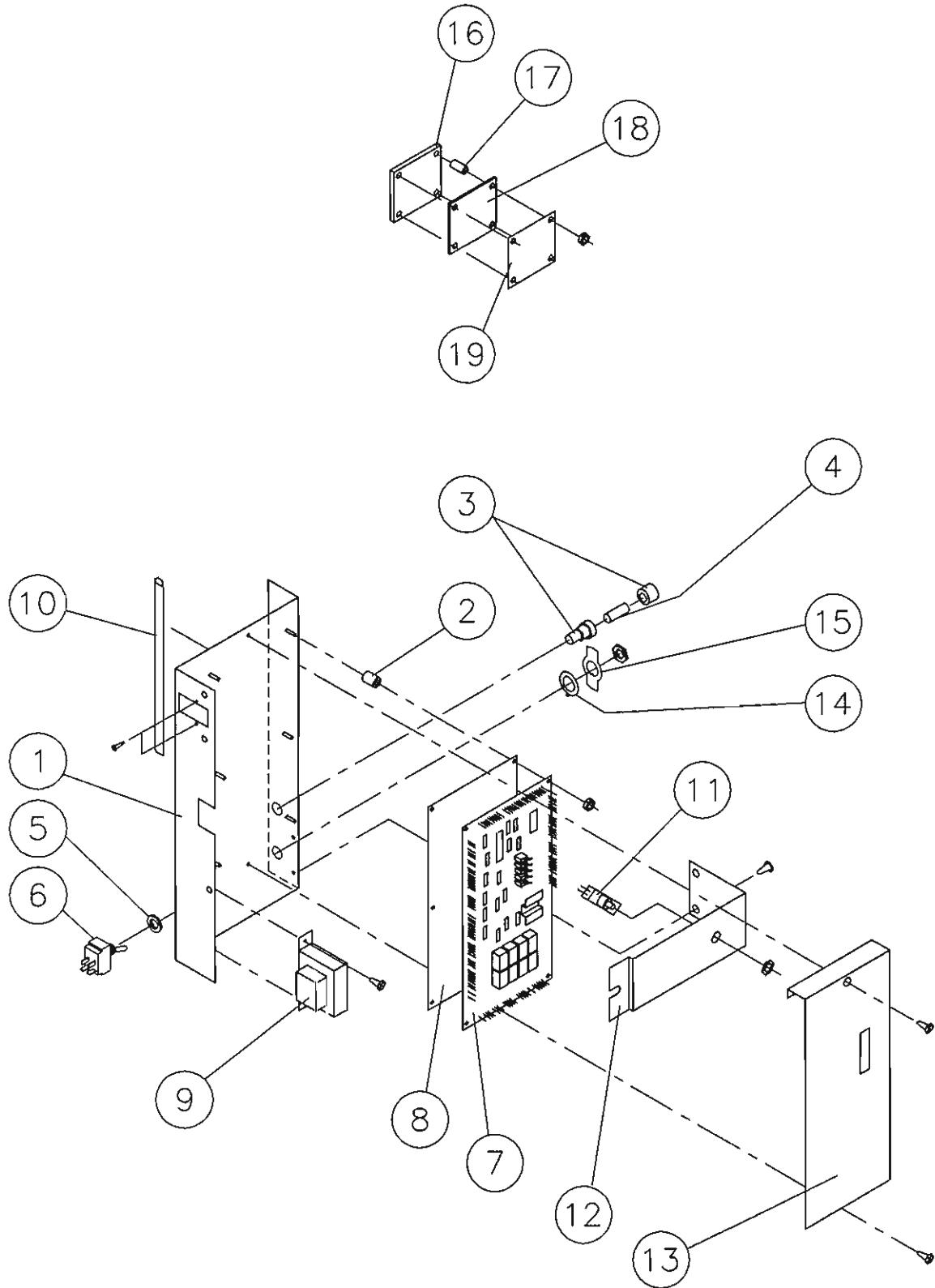
ITEM NO.	PART NAME & DESCRIPTION	NO. REQ'D.	PART NO.
1	SELECTION PANEL ASSEMBLY	1	SEE ABOVE
2	SELECTION PANEL	1	SEE ABOVE
3	SELECTION BUTTON - MEDIUM	AR	370840-1
4	SELECTION BUTTON - SMALL	AR	370841-1
5	BUTTON RETAINER	AR	388360
6	HEX NUT - RETAINER	AR	V800956
7	SOLD-OUT LAMP	AR	383991
8	SELECTION SWITCH	AR	385440
9	LEAF SPRING - SELECTION BUTTON	AR	388444
10	TAPPING SCREW - SWITCH	AR	V801499
11	COIN INSERT CASTING	1	1006126-1
12	LOCK ASSEMBLY - QUICKER	1	1037676
13	"T" HANDLE	1	387603
14	LOCKING STUD (BOLT)	1	1001566
15	PIN - STUD	1	387601
16	SPRING	1	389691
17	"E" RETAINER RING	2	387719
18	"E" RETAINER RING	1	388589
19	HEX FLAT WASHER	1	387600
20	FLAT WASHER	1	387718
21	SPRING - HEAVY DUTY	1	389691
22	FLAT WASHER - 1/2"	2	V801023
23	VAPOR SEAL	1	388132
24	CORRECT CHANGE LIGHT ASSY.-ENGLISH	1	1020544
~	CORRECT CHANGE LIGHT ASSY.-INTERNATIONAL	1	1020544-1
25	CORRECT CHANGE LIGHT LABEL-ENGLISH	1	1001973
**** ~	CORRECT CHANGE LIGHT LABEL-FRENCH	1	1001973-1
**** ~	CORRECT CHANGE LIGHT LABEL-SPANISH	1	1001973-3
26	CORRECT CHANGE LIGHT HOUSING	1	1001965
27	CORRECT CHANGE LIGHT	1	388277
28	CARRIAGE BOLT	AR	V801434
29	CARRIAGE BOLT	1	V802005
30 **	KEY AND LOCK ASSEMBLY	A/R	~

* NOTE: 8 SELECT SHOWN.

** NOTE: KEY AND LOCK CAN BE ORDERED SEPARATELY.

*** NOTE: FOR FLAVOR LABELS SEE PAGE A-15.

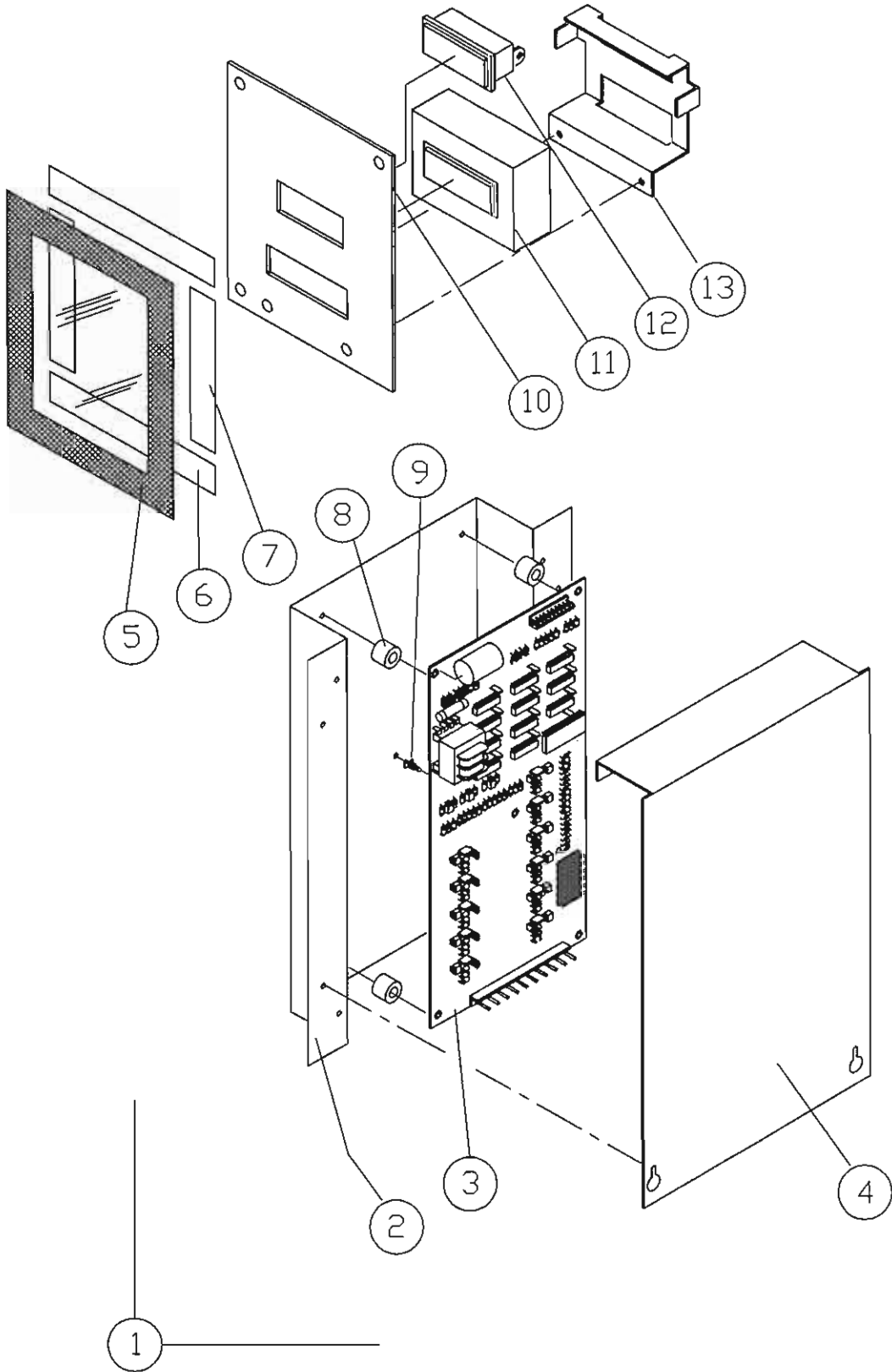
**** NOTE: ITEMS INDICATED **** ARE INCLUDED IN ITEM 24 INTERNATIONAL VERSION.



“UNIVENDOR” ELECTRONIC CONTROL ASSEMBLY

ITEM NO.	PART NAME & DESCRIPTION	REQ.	PART NO.	ITEM LETTER
1	CONTROL BOARD BRACKET	1	134699	AC
2	SPACER - CONTROL BOARD	6	387238	
3	FUSE HOLDER	1	387966	
4	FUSE - 5 AMP.	1	387967	
5	LOCKING RING	1	1015516	
6	POWER SWITCH	1	348683	
7	CONTROL BOARD	1	388697	
8	INSULATOR - CONTROL BOARD	1	385968	
9	TRANSFORMER	1	390134	CC
10	EDGE TRIM	1	388304	
11	DOOR SWITCH	1	323007	TT
12	COVER - TRANSFORMER	1	389840	CC
13	COVER - CONTROL BOARD	1	389839	□
14	LOCKING RING	1	387947	
15	POSITION PLATE	1	369498	
16	DISPLAY LENS	1	387883	UU
17	SPACER - DISPLAY BOARD	1	387238-2	
18	DISPLAY BOARD	1	385963	
19	INSULATOR - DISPLAY BOARD	1	385972	
20	DISPLAY HARNESS (NOT SHOWN)	1	132124-2	
21	COINAGE HARNESS (NOT SHOWN)	1	132834-1	
22	DOOR HARNESS (NOT SHOWN)	1	134573	
23	ELEC. TRANS. HARNESS (NOT SHOWN)	1	134904	

NOTE: ITEM LETTER "HARDWARE" LISTED ON PAGE A-6.



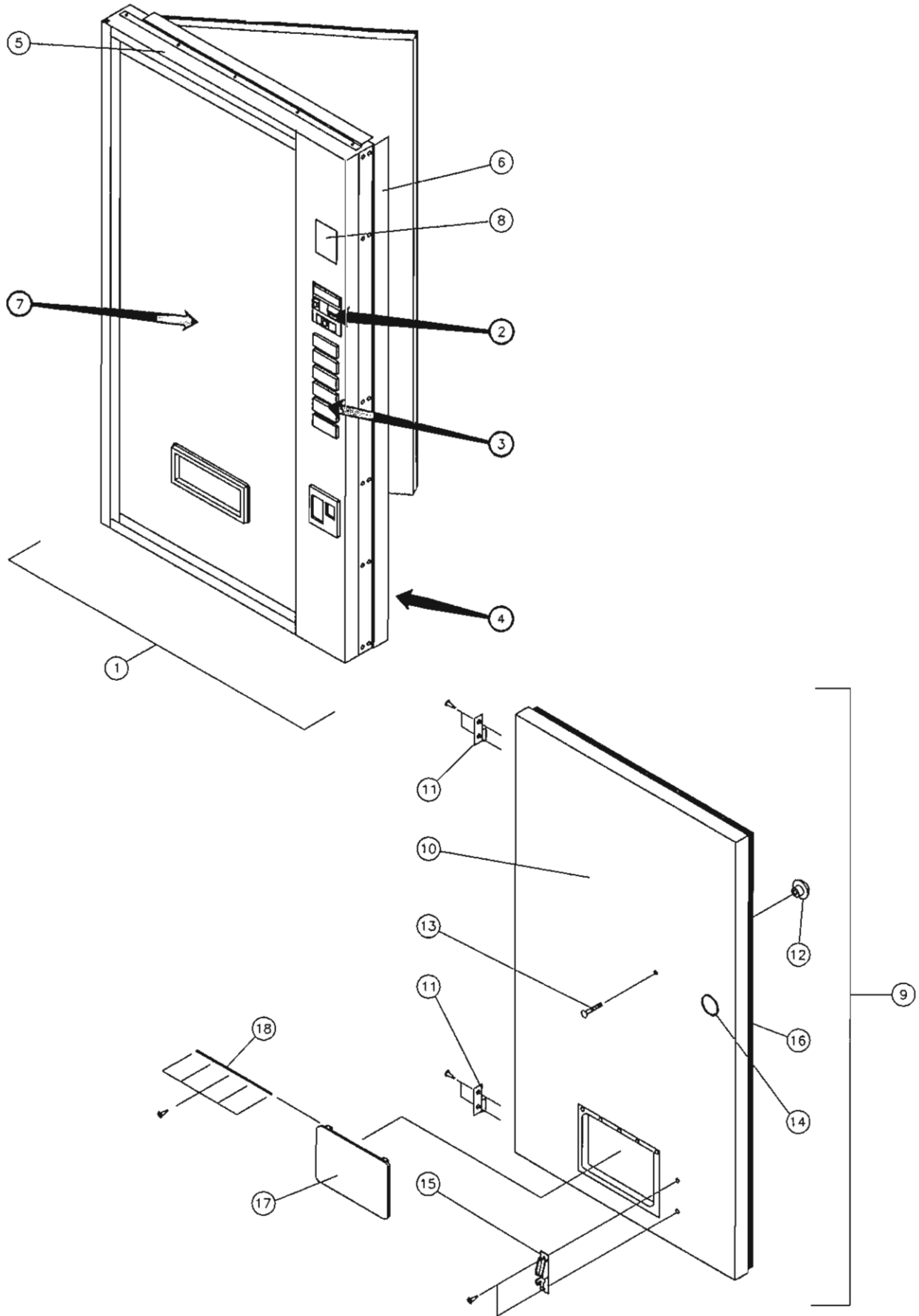
"UNIVENDOR"® TRADE CONLUX ELECTRONIC CONTROL

ITEM NO.	PART NAME AND DESCRIPTION	NO. REQ.	PART NUMBER	ITEM LETTER
1	CONLUX ELECTRONIC ASSEMBLY - KOREA	1	134725	
2	MOUNTING BRACKET	1	134718	CC
3	PRINTED CIRCUIT BOARD - CONLUX KOREA	1	1006118	UU
4	COVER PLATE	1	390227	CC
5	COVER TRANSPARENT	1	390136	
6	DOUBLE SIDED TAPE	2	390327	
7	DOUBLE SIDED TAPE	2	390327-1	
8	SPACER	4	387238	
9	STANDOFF	1	389973	
10	PLATE DISPLAY	1	390097	
11	DISPLAY	1	REF.	
12	READY LAMP	1	390114	
13	DISPLAY BRACKET	1	390128	

NOTE: ITEM LETTER "HARDWARE" LISTED ON PAGE A-6.

“UNIVENDOR”[®]
7UP



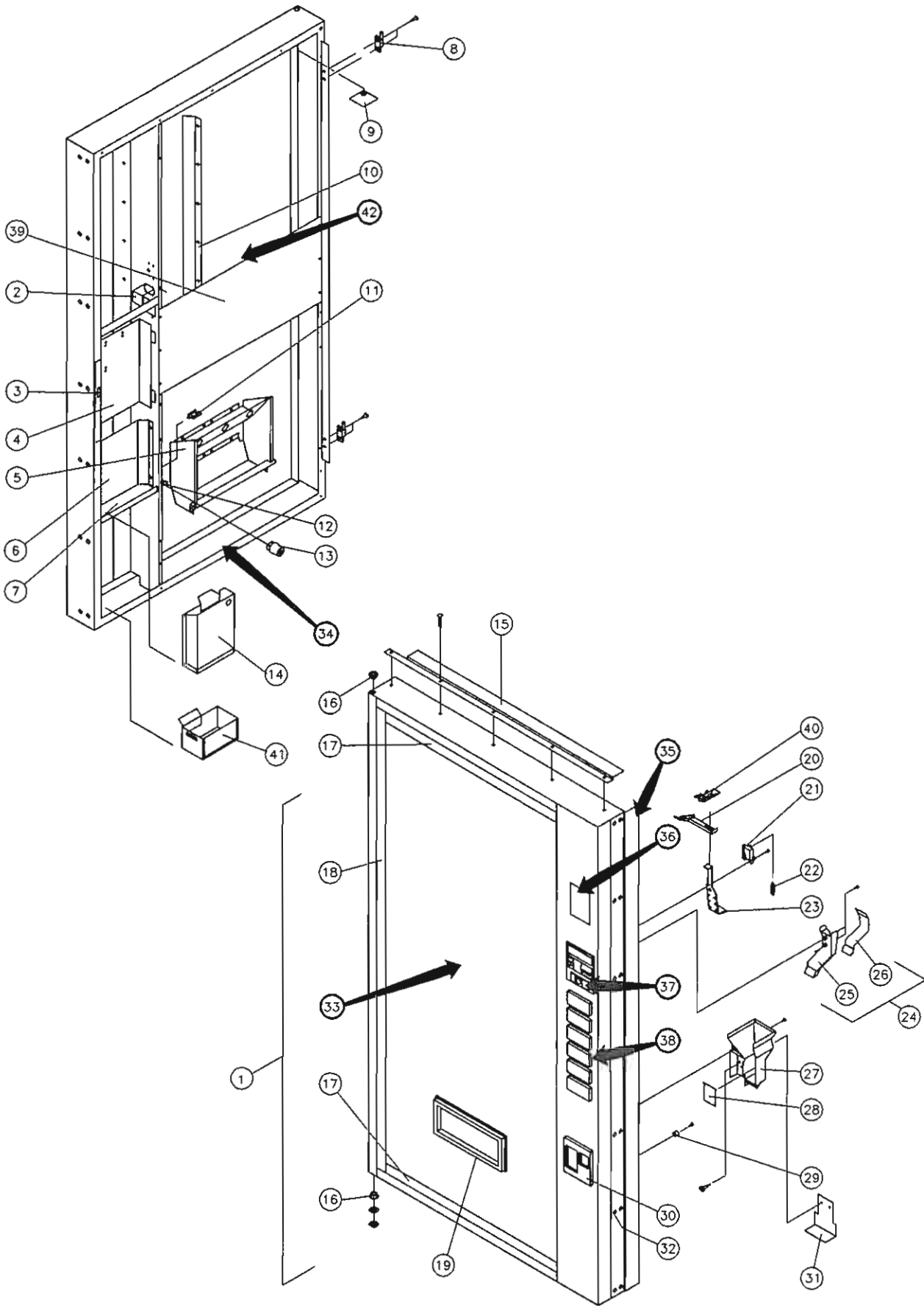


"UNIVENDOR" 7UP FLAT MAIN DOOR

ITEM NO.	PART NAME & DESCRIPTION	REQ.	MODEL NUMBER →		ITEM LETTER
			260 - 270 280	296 - 310 324	
			PART NO.	PART NO.	
1	OUTER DOOR ASSY - SEE E-22	1	~	~	
2	LOCK ASSY - SEE E-24	1	~	~	
3	SELECTION PANEL - SEE E-24	1	~	~	
4	DOOR HARNESS - SEE PG. A-4	1	~	~	
5	DOOR FRAME WELD -BLACK	1	133459-4	133459-3	
6	DOOR GUARD	1	133629-7	133629-4	
7	SIGN FACE - SEE PAGE A-11	1	~	~	
8	VALIDATOR PLUG	1	133539-2	133539-2	
~	VALIDATOR GASKET (NOT SHOWN)	1	388846	388846	
9	INNER DOOR ASSEMBLY(FINAL)PRIOR TO 1990	1	133434-4	133434-3	
~	INNER DOOR ASSEMBLY(FINAL)AFTER 1990	1	134302	134302-1	
10	INNER DOOR (FOAMED)	1	133438-4	133438-3	
11	HINGE - INNER DOOR	2	388148	388148	CC
12	DOOR HANDLE	1	388305	388305	
13	CARRIAGE BOLT - HANDLE	1	V329258	V329258	
14	GROMMET	2	388090	388090	
15*	LATCH MECHANISM	1	388435	388435	CC
16	INNER DOOR GASKET	1	389622	389622-1	
17	DELIVERY DOOR (REVERSIBLE)	1	1013076	1013076	C
18	HINGE PIN	1	389985	389985	

NOTE: ITEM LETTER "HARDWARE" LISTED ON PAGE A-6.

* LATCH MECHANISM REMOVED AFTER 1990. SEE PAGE B-18 FOR REPLACEMENT RAMP/CATCH.

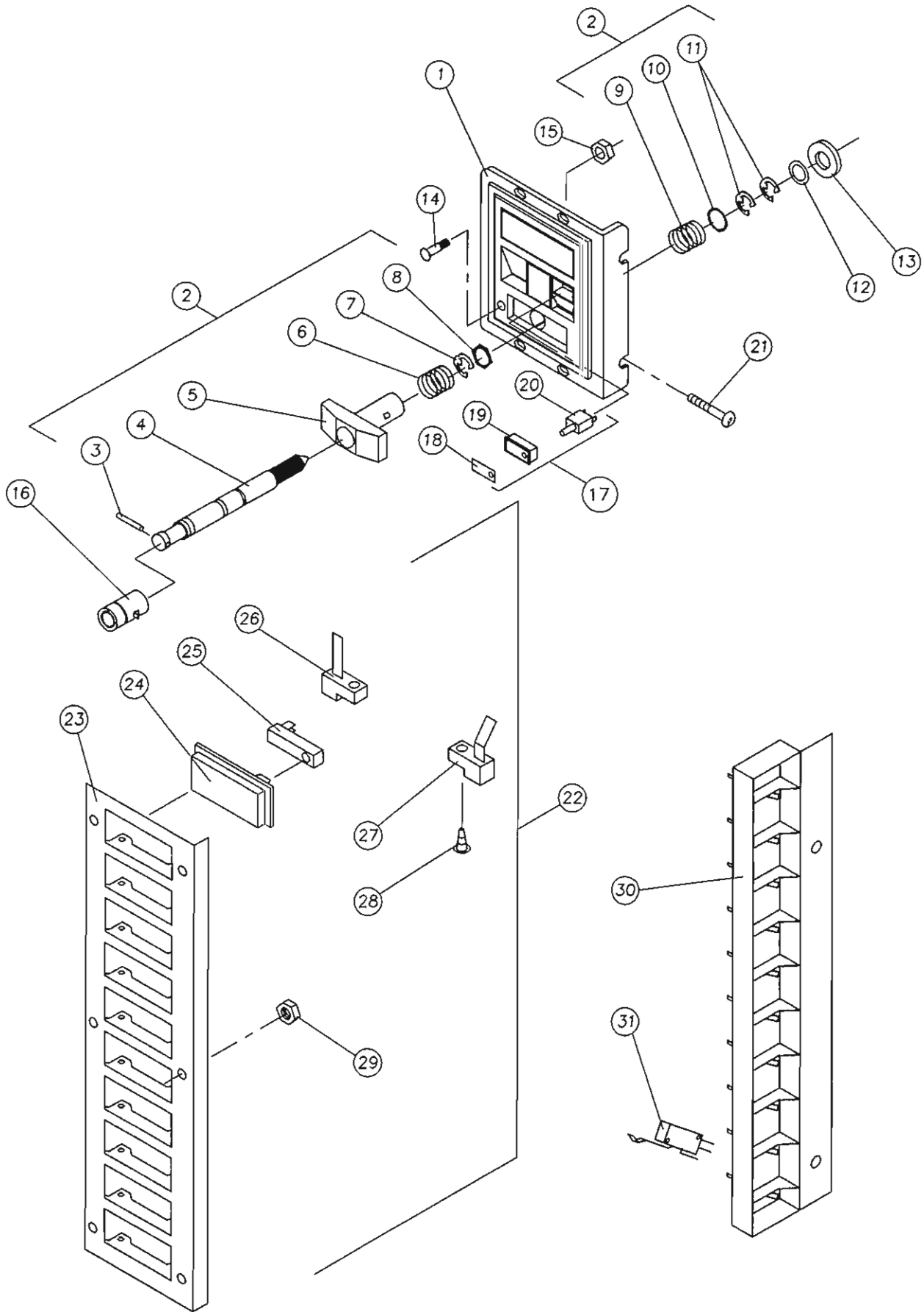


"UNIVENDOR" 7UP FLAT OUTER DOOR

ITEM NO.	PART NAME & DESCRIPTION	REQ.	MODEL NUMBER →		ITEM LETTER
			260 - 270 280	296 - 310 324	
			PART NO.	PART NO.	
1	OUTER DOOR ASSY - 6 SEL	1	133507-83	133507-86	
~	OUTER DOOR ASSY - 7 SEL	1	133507-84	133507-87	
~	OUTER DOOR ASSY - 8 SEL	1	133507-85	133507-88	
2	CREDIT RELAY	1	353343	353343	
3	LATCH - COINAGE DOOR	1	389612	389612	
4	COINAGE DOOR ASSEMBLY	1	133435	133435	E
5	DELIVERY HOPPER ASSEMBLY	1	133574	133574	
6	BARRIER PANEL	1	388244	388244	CC
7	BULKHEAD	1	388119	388119	
8	HINGE - INNER DOOR	2	388149	388149	CC
9	BACKING PLATE	1	388443	388443	
10	SIGN RETAINER	1	388263	388263	
11	CLAMP	3	384692-2	384692-2	
12*	STRIKE	1	388433	388433	
13	BUMPER - DOOR	1	1036912	1036912	CC
14	COIN BOX	1	133563	133563	CC
15	DOOR RAIN GUARD (BLACK)	1	133647-3	133647-3	R
16	BUSHING - DOOR HINGE	2	388094	388094	EE
17	SIGN TRIM - TOP / BOTTOM	2	388284	388284	
18	SIGN TRIM - LEFT	1	388284-2	388284-2	
19	EYELET TRIM	1	387125	387125	FF
20	SCAVENGER CHUTE - RAIN GUARD	1	388684	388684	
21	SCAVENGER LEVER RETAINER	1	388220	388220	U
22	SPRING LEVER	1	387849	387849	
23	SCAVENGER LEVER	1	390274	390274	
24	COIN INSERT CHUTE ASSEMBLY	1	133428	133428	
25	COIN ENTRANCE CHUTE	1	389065	389065	U
26	COVER - COIN CHUTE	1	389066	389066	
27	CUP - COIN RETURN	1	388111	388111	
28	COIN RETURN DOOR	1	389790	389790	FF
29	CUP WASHER	2	337241-1	337241-1	FF
30	COIN RETURN TRIM	1	389791	389791	
31	CROWN BLOCKER	1	388455	388455	
32	CARRIAGE BOLT	A/R	V801434	V801434	
33	SIGN FACE - SEE PAGE A-11	1	~	~	
34	DOOR HARNESS - SEE PAGE A-4	1	~	~	
35	DOOR GUARD - SEE PAGE E-20	1	~	~	J
36	VALIDATOR PLUG - SEE PAGE E-20	1	~	~	
37	LOCK ASSEMBLY SEE PAGE E-24	1	~	~	
38	SELECTION PANEL ASSY. - SEE PAGE E-30	1	~	~	
39	MID SHEAR PANEL	1	389834	389834	
40	"T" HANDLE RAIN CHUTE	1	389240	389240	
41	CROWN BOX	1	133560	133560	
42	LIGHT ASSEMBLY - SEE PAGE B-16	1	~	~	

NOTE: ITEM LETTER "HARDWARE" LISTED ON PAGE A-6.

* STRIKE REMOVED AFTER 1990. SEE PAGE B-18 FOR REPLACEMENT RAMP/CATCH.



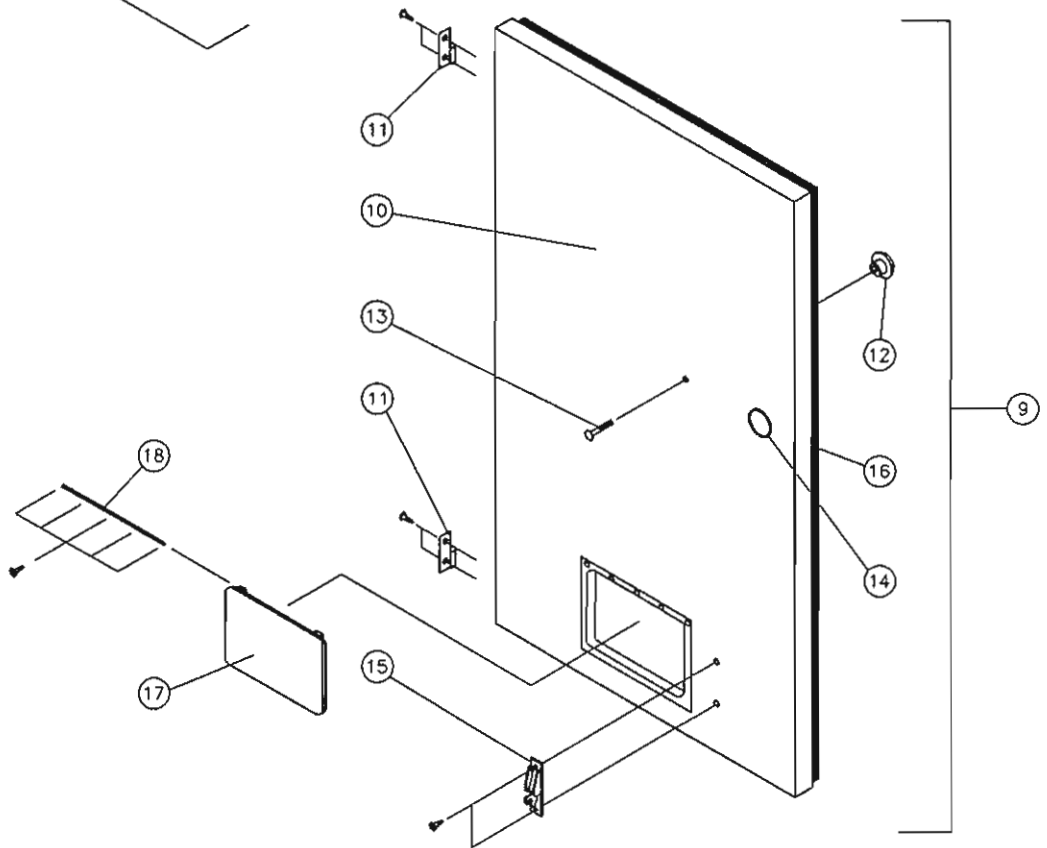
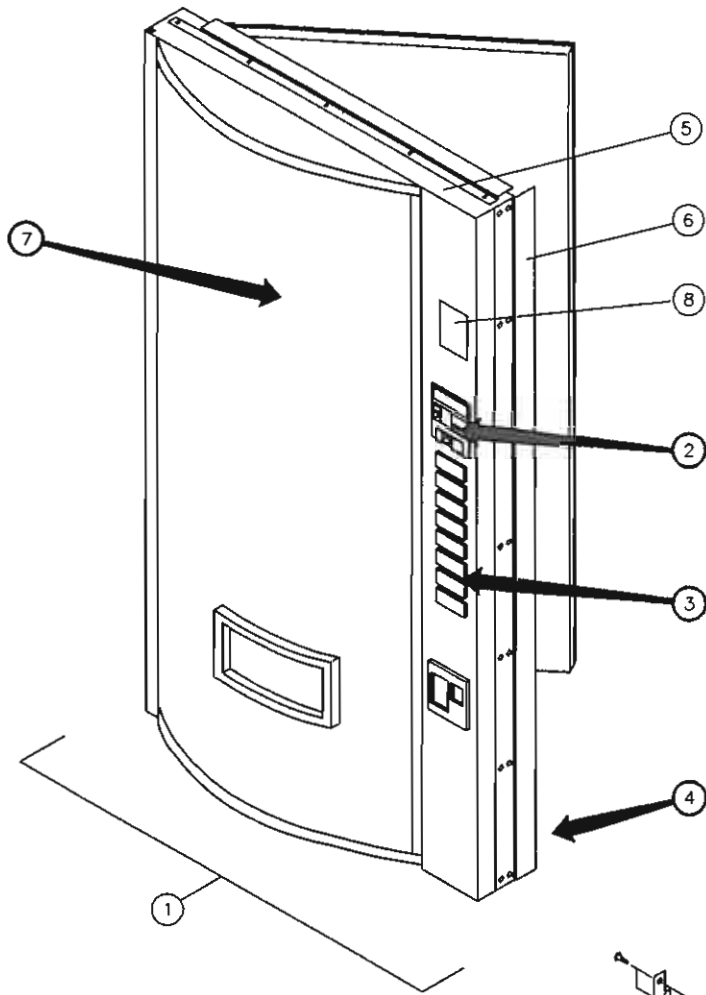
“UNIVENDOR”

7UP SELECTION PANEL/DOOR LATCH

ITEM NO.	PART NAME & DESCRIPTION	NO. REQ'D.	PART NO.
1	COIN INSERT CASTING	1	1006126-1
2	T-HANDLE/LOCK ASSEMBLY-QUICKER	1	1037676
3	PIN - STUD	1	387601
4	LOCKING STUD (BOLT)	1	1001566
5	"T" HANDLE	1	387603
6	SPRING	1	389691
7	"E" RETAINER RING	1	388589
8	HEX FLAT WASHER	1	387600
9	SPRING - HEAVY DUTY	1	389691
10	FLAT WASHER	1	387718
11	"E"RETAINER RING	2	387719
12	FLAT WASHER - 1/2"	2	V801023
13	VAPOR SEAL	1	388132
14	CARRIAGE BOLT	1	V802005
15	HEX NUT	1	V800957
16 **	KEY AND LOCK ASSEMBLY	1	~
17	CORRECT CHANGE LIGHT ASSY.-ENGLISH	1	1020544
~	CORRECT CHANGE LIGHT ASSY.-INTERNATIONAL	1	1020544-1
18	CORRECT CHANGE LIGHT LABEL-ENGLISH	1	1001973
~	CORRECT CHANGE LIGHT LABEL-FRENCH	1	1001973-1
~	CORRECT CHANGE LIGHT LABEL-SPANISH	1	1001973-3
19	CORRECT CHANGE LIGHT HOUSING	1	1001965
20	CORRECT CHANGE LIGHT	1	388277
21	CARRIAGE BOLT	1	V801434
22	SELECTION PANEL ASSY. (6 SELECT)	1	133508
~	SELECTION PANEL ASSY. (7 SELECT)	1	133508-3
~	SELECTION PANEL ASSY. (8 SELECT)	1	133508-1
~	SELECTION PANEL ASSY. (9 SELECT)	1	133508-4
~	SELECTION PANEL ASSY. (10 SELECT)	1	133508-2
23	SELECTION PANEL (6 SELECT)	1	133491
~	SELECTION PANEL (7 SELECT)	1	133491-2
~	SELECTION PANEL (8 SELECT)	1	133491-1
~	SELECTION PANEL (9 SELECT)	1	133491-3
~	SELECTION PANEL (10 SELECT)	1	133491-4
24	*** SELECTION BUTTON	A/R	388246
25	SOLD OUT LAMP	A/R	383991
26	LEAF SPRING (SHORT)	A/R	388725
27	LEAF SPRING (FORMED)	A/R	388836
28	TAPPING SCREW (SPRING)	A/R	V801450
29	HEX NUT	A/R	V800959
30	SWITCH MOUNT PLATE	1	388258
31	SELECTION SWITCH	A/R	337576

** NOTE: KEY AND LOCK CAN BE ORDERED SEPARATELY.

*** NOTE: FOR FLAVOR LABELS, SEE PAGE A-15.

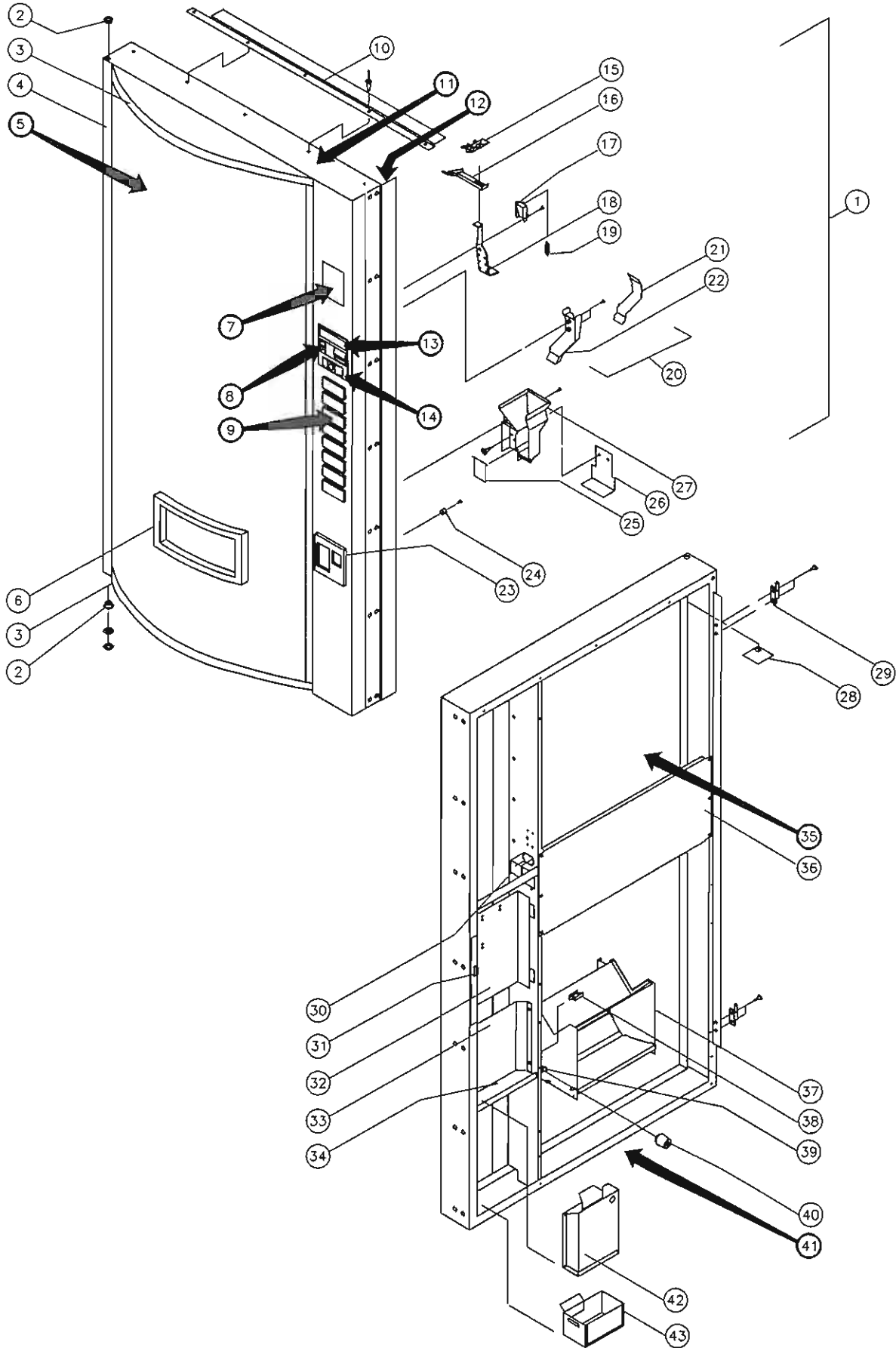


“UNIVENDOR” 7UP CURVED MAIN DOOR

ITEM NO.	PART NAME & DESCRIPTION	REQ.	MODEL NUMBER →		ITEM LETTER
			388 - 392 406	450 - 460 470 - 490	
1	OUTER DOOR ASSY - SEE E-28	1	~	~	
2	LOCK ASSEMBLY -SEE PG. E-24	1	~	~	
3	SELECTION PANEL - SEE E-24	1	~	~	
4	DOOR HARNESS - SEE PG. A-4	1	~	~	
5	DOOR FRAME WELD -BLACK	1	133459-1	133459	
6	DOOR GUARD	1	133629-4	133629-3	
7	SIGN FACE - SEE PAGE A-11	1	~	~	
8	VALIDATOR PLUG	1	133539-2	133539-2	□□
~	VALIDATOR GASKET (NOT SHOWN)	1	388846	388846	
9	INNER DOOR ASSEMBLY (FINAL)PRIOR TO 1990	1	133434-1	133434	
~	INNER DOOR ASSEMBLY (FINAL)AFTER 1990	1	134302-3	134302-4	
10	INNER DOOR ASSY (FOAMED)	1	133438-1	133438	
11	HINGE - INNER DOOR	2	388148	388148	CC
12	DOOR HANDLE	1	388305	388305	
13	CARRIAGE BOLT - HANDLE	1	V329258	V329258	
14	GROMMET	2	388090	388090	
15*	LATCH MECHANISM	1	388435	388435	CC
16	INNER DOOR GASKET	1	389622-3	389622-4	
17	DELIVERY DOOR (REVERSIBLE)	1	1013076	1013076	
18	HINGE PIN	1	389985	389985	C

NOTE: ITEM LETTER "HARDWARE" LISTED ON PAGE A-6.

* LATCH MECHANISM REMOVED AFTER 1990. SEE PAGE B-16 FOR REPLACEMENT RAMP/CATCH.



"UNIVENDOR"® 7UP CURVED OUTER DOOR

ITEM NO.	PART NAME & DESCRIPTION	REQ.	MODEL NUMBERS →		ITEM LETTER
			388 - 392 406	450 - 460 470 - 490	
1	OUTER DOOR ASSEMBLY - 7 SELECT	1	133507-89	133507-92	
~	OUTER DOOR ASSEMBLY - 8 SELECT	1	133507-90	133507-93	
~	OUTER DOOR ASSEMBLY - 9 SELECT	1	~	133507-94	
~	OUTER DOOR ASSEMBLY - 10 SELECT	1	133507-91	133507-95	
2	BUSHING - DOOR HINGE	2	388094	388094	NN, EE
3	SIGN CAP - TOP/BOTTOM	2	388213	388213	CC
4	SIGN FRAME - LEFT/RIGHT	2	388125-2	388125	CC
5	SIGN FACE - SEE PAGE A-11	1	~	~	
6	EYELET TRIM	1	388271	388271	FF
7	VALIDATOR PLUG - SEE PAGE E-26	1	~	~	
8	COIN INSERT CASTING - SEE PAGE E-24	1	~	~	
9	SELECTION PANEL - SEE PAGE E-24	1	~	~	
10	DOOR RAIN GUARD - BLACK	1	133647-2	133647-2	R
11	DOOR FRAME WELD - SEE PAGE E-26	1	~	~	
12	DOOR GUARD - SEE PAGE E-26	1	~	~	Q, J
13	CORRECT CHANGE LAMP - SEE PAGE E-24	1	~	~	
14	LOCK ASSEMBLY - SEE PAGE E-24	1	~	~	
15	T-HANDLE CHUTE	1	389240	389240	
16	SCAVENGER CHUTE	1	388684	388684	
17	RETAINER - LEVER	1	388220	388220	U
18	SCAVENGER LEVER	1	390274	390274	
19	SPRING - LEVER	1	387849	387849	
20	COIN INSERT CHUTE ASSEMBLY	1	133428	133428	U
21	COVER - CHUTE	1	389066	389066	
22	COIN INSERT CHUTE	1	389065	389065	
23	COIN RETURN TRIM	1	389791	389791	FF
24	CUP WASHER - TRIM	2	337241-1	337241-1	FF
25	COIN RETURN DOOR	1	389790	389790	CC
26	CROWN BLOCKER	1	388455	388455	
27	CUP - COIN RETURN	1	388111	388111	FF
28	BACKING PLATE	1	388443	388443	
29	HINGE - INNER DOOR	2	388149	388149	CC
30	CREDIT RELAY	1	353343	353343	
31	LATCH - COINAGE DOOR	1	389612	389612	
32	COINAGE DOOR ASSEMBLY	1	133435	133435	E
33	BARRIER PANEL	1	388244	388244	CC
34	BULKHEAD	1	388119	388119	
35	LIGHT ASSEMBLY - SEE PAGE B-16	1	~	~	
36	SHEAR PANEL - MIDDLE	1	389834-1	389834-1	
37	DELIVERY HOPPER ASSEMBLY	1	133574-1	133574-1	
38	CLAMP	A/R	384692-2	384692-2	
39*	STRIKE	1	388433	388433	CC
40	BUMPER - DOOR	2	1036912	1036912	
41	DOOR HARNESS-SEE PG. A-4 (NOT SHOWN)	1	~	~	
42	COIN BOX	1	133563	133563	
43	CROWN BOX	1	133560	133560	

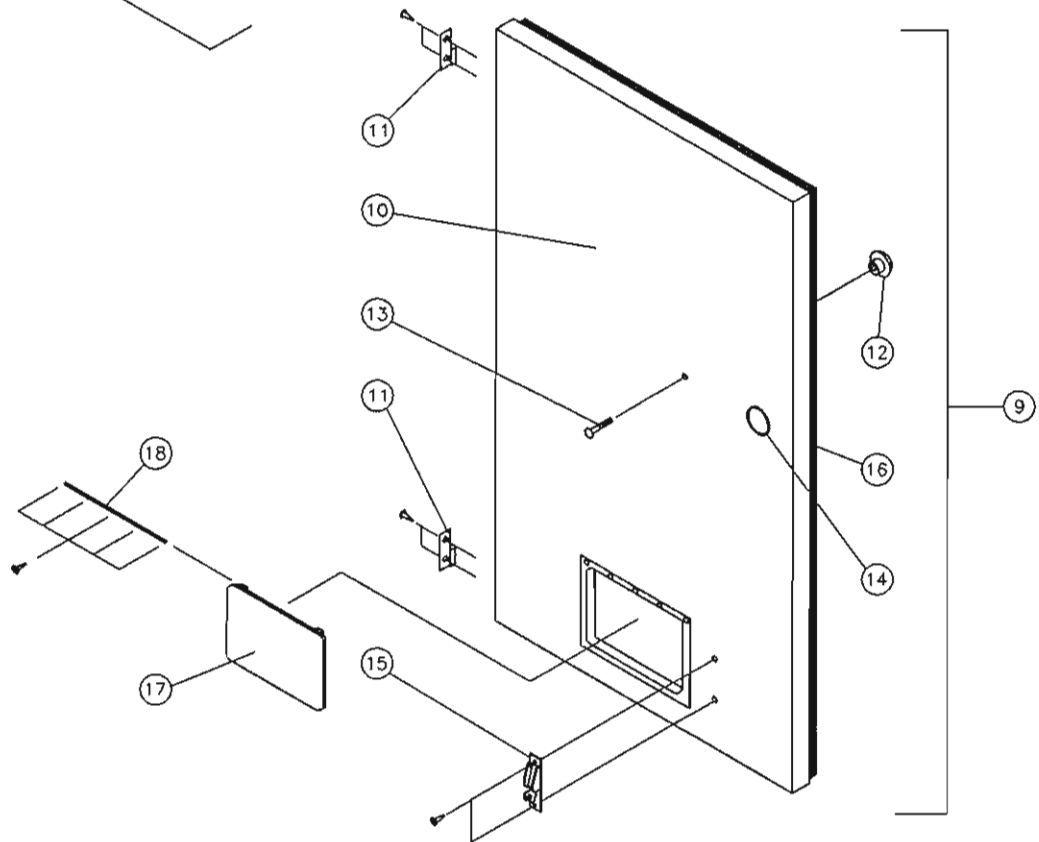
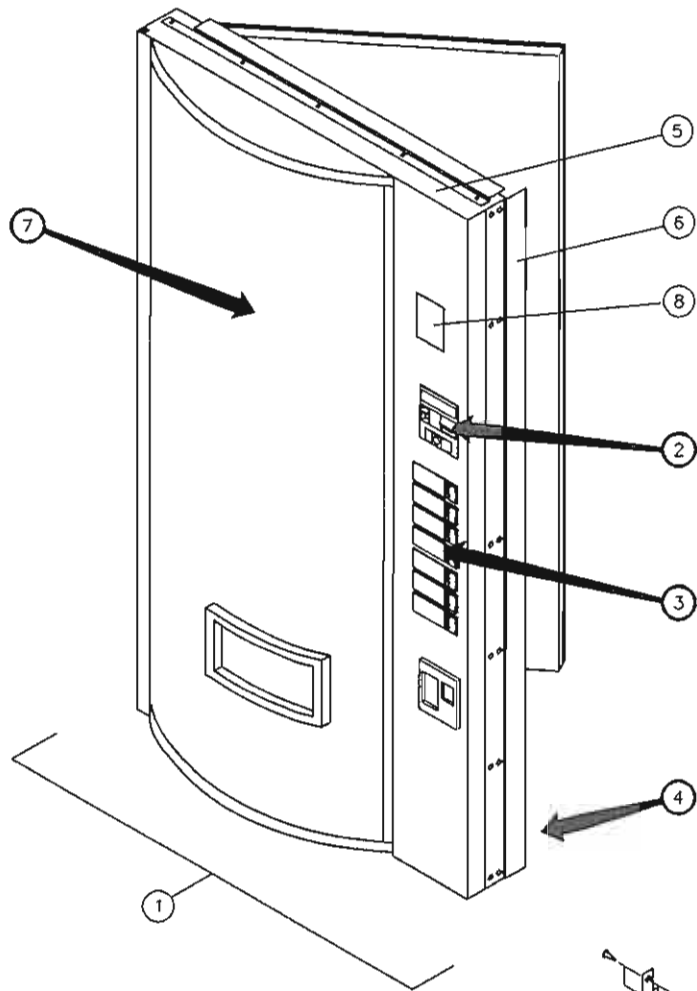
NOTE: ITEM LETTER "HARDWARE" LISTED ON PAGE A-6.

NOTE: FOR LABELS AND DECALS SEE PAGE A-12 TO A-14.

* STRIKE REMOVED AFTER 1990. SEE PAGE B-16 FOR REPLACEMENT RAMP/CATCH.

“UNIVENDOR”
MINI-TRADE BUTTON





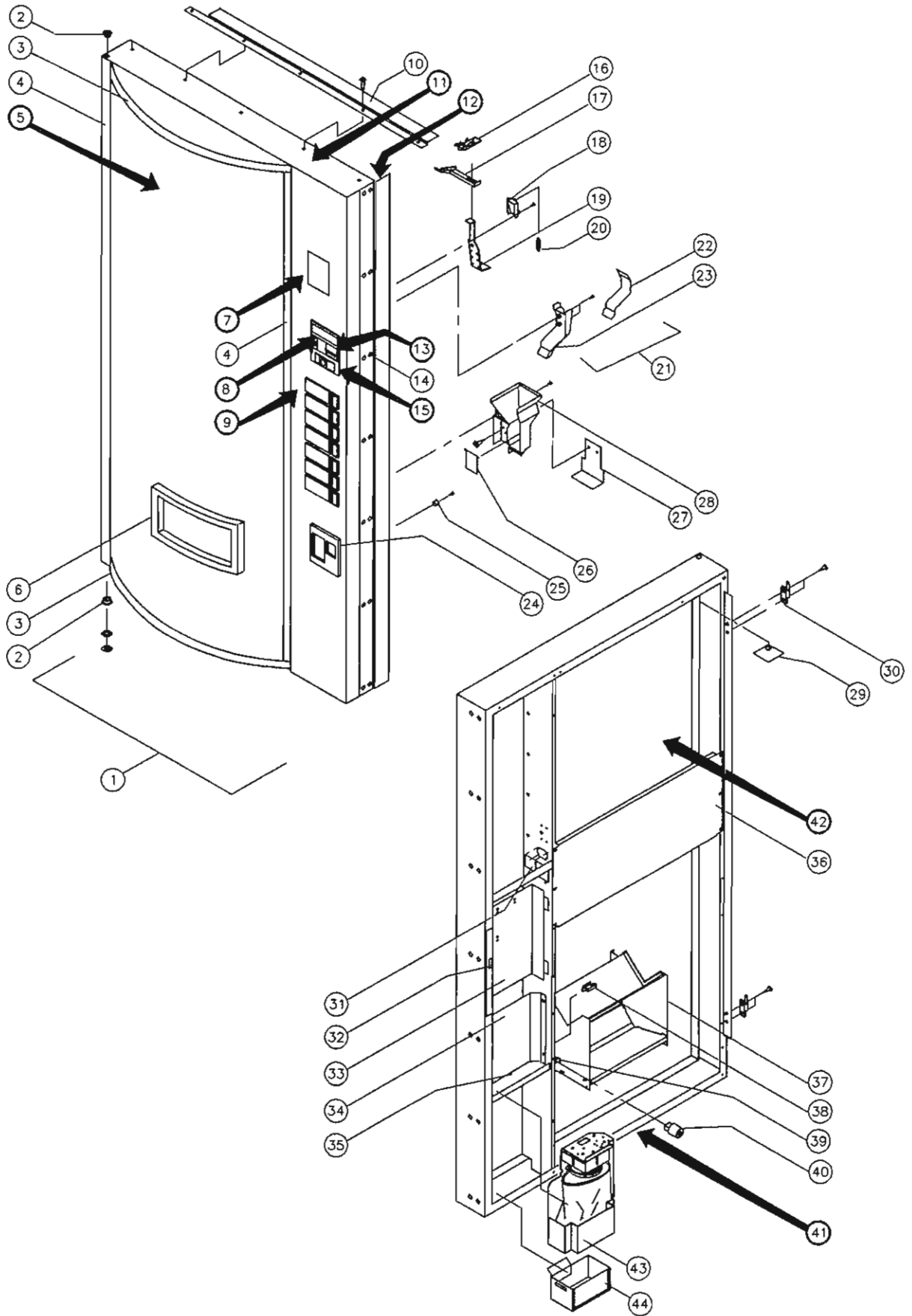
“UNIVENDOR”® CURVED TRADE MAIN DOOR
W/MINI-TRADE BUTTONS

ITEM NO.	PART NAME & DESCRIPTION	REQ.	MODEL NUMBER →	ITEM LETTER
			450 - 460 470 - 490	
1 *	OUTER DOOR - BLACK - 7 SEL	1	134494-55	
~	OUTER DOOR - BLACK - 8 SEL	1	134494-56	
~	OUTER DOOR - BLACK - 9 SEL	1	134494-57	
~	OUTER DOOR - BLACK - 10 SEL	1	134494-58	
2	LOCK ASSEMBLY - SEE PG. E-34	1	~	
3	SEL. PANEL - SEE PG. E-34	1	~	
4	DOOR HARNESS - SEE PG. A-4	1	~	
5 *	DOOR FRAME WELD -BLACK	1	134709-28	
6 *	DOOR GUARD - BLACK	1	133629-3	
7	SIGN FACE - SEE PAGE A-11	1	~	
8 *	VALIDATOR PLUG - BLACK	1	133539-2	□□
~	VALIDATOR GASKET (NOT SHOWN)	1	388846	
9	INNER DOOR ASSEMBLY(FINAL)PRIOR TO 1990	1	133434	
~	INNER DOOR ASSEMBLY(FINAL)AFTER 1990	1	134302-4	
10	INNER DOOR PANEL	1	133438	
11	HINGE - INNER DOOR	2	388148	C
12	DOOR HANDLE	1	388305	
13	CARRIAGE BOLT - HANDLE	1	V329258	
14	GROMMET	2	388090	
15**	LATCH MECHANISM	1	388435	C
16	INNER DOOR GASKET	1	389622-4	
17	DELIVERY DOOR (REVERSIBLE)	1	1013076	
18	HINGE PIN	1	389985	C

NOTE: ITEM LETTER "HARDWARE" LISTED ON PAGE A-6.

* NOTE: WHEN ORDERING PART, SPECIFY COLOR AND/OR FRANCHISE.

** LATCH MECHANISM REMOVED AFTER 1990. SEE PAGE B-16 FOR REPLACEMENT RAMP/CATCH.





"UNIVENDOR"® CURVED TRADE OUTER DOOR W\ MINI-TRADE BUTTONS

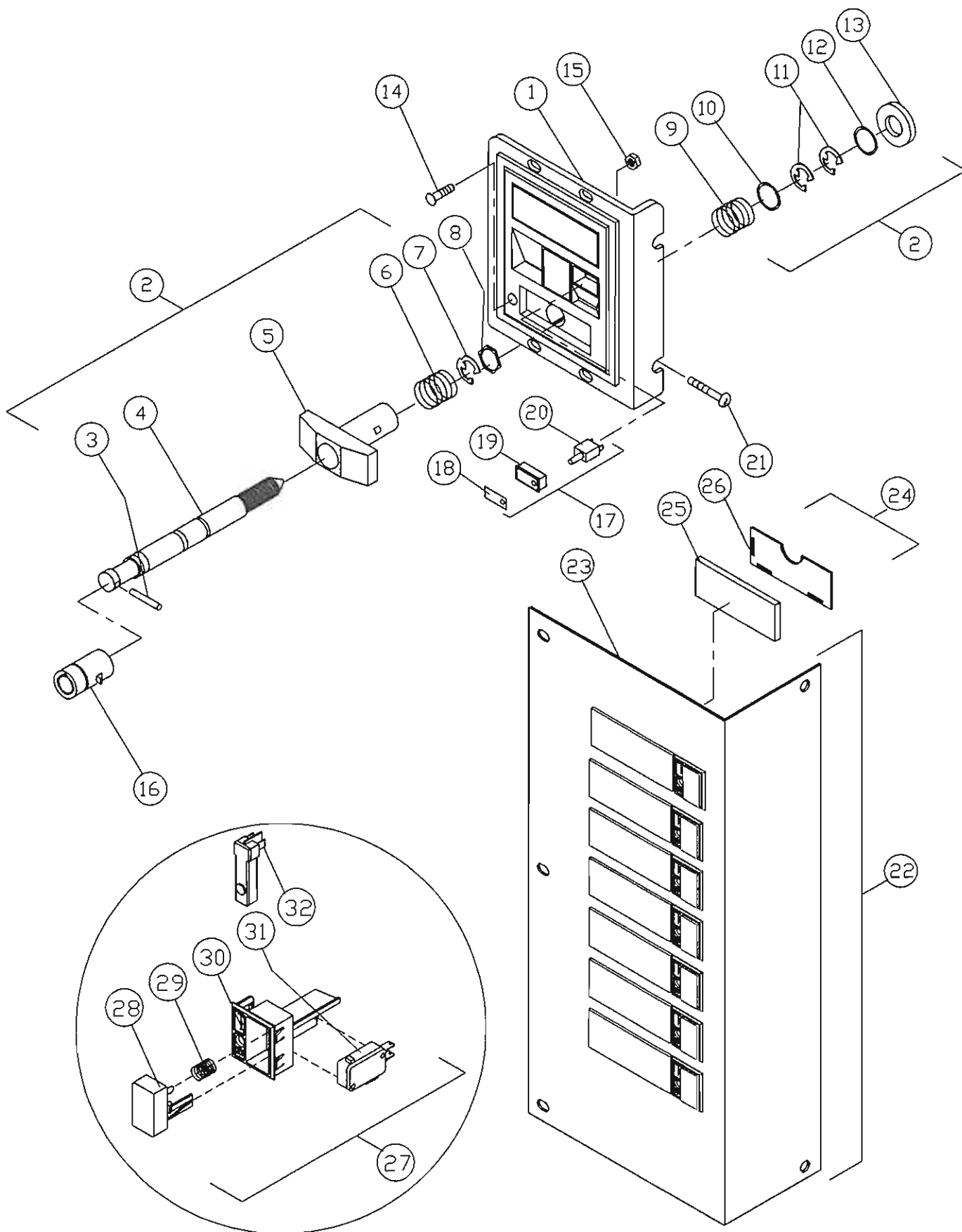
ITEM NO.	MODEL NUMBERS → PART NAME & DESCRIPTION	REQ.	450 - 460	ITEM LETTER
			470 - 490 PART NUMBER	
1	OUTER DOOR ASSEMBLY - SEE PAGE E-30	1	~	
2	BUSHING - DOOR HINGE	2	388094	NN, EE
3	SIGN CAP - TOP/BOTTOM	2	1014986	CC
4	SIGN FRAME - LEFT/RIGHT	2	388125	CC
5	SIGN FACE - SEE PAGE A-11	1	~	
6	EYELET TRIM	1	388271	FF
7	VALIDATOR PLUG - SEE PAGE E-30	1	~	
8	COIN INSERT CASTING - SEE PAGE E-34	1	~	
9	SELECTION PANEL - SEE PAGE E-34	1	~	
10	* DOOR RAIN GUARD - BLACK	1	133647-2	R
11	DOOR FRAME WELD - SEE PAGE E-30	1	~	
12	DOOR GUARD - SEE PAGE E-30	1	~	
13	CORRECT CHANGE LAMP - SEE PAGE E-34	1	~	
14	CARRIAGE BOLT	A/R	V801434	J
15	LOCK ASSEMBLY - SEE PAGE E-34	1	~	
16	T-HANDLE CHUTE	1	389240	
17	SCAVENGER CHUTE	1	388684	
18	RETAINER - LEVER	1	388220	
19	SCAVENGER LEVER	1	390274	
20	SPRING - LEVER	1	387849	
21	COIN INSERT CHUTE ASSEMBLY	1	133428	U
22	COVER - CHUTE	1	389066	
23	COIN INSERT CHUTE	1	389065	U
24	COIN RETURN TRIM	1	389791	
25	CUP WASHER - TRIM	2	337241-1	FF
26	COIN RETURN DOOR	1	389790	
27	CROWN BLOCKER	1	388455	CC
28	CUP - COIN RETURN	1	388111	CC
29	BACKING PLATE	1	388443	
30	HINGE - INNER DOOR	2	388149	CC
31	CREDIT RELAY	1	353343	
32	LATCH - COINAGE DOOR	1	389612	
33	COINAGE DOOR ASSEMBLY	1	133435	E
34	BARRIER PANEL (NOT USED WITH ITEM 43)	1	388244	CC
35	BULKHEAD	1	388119	
36	SHEAR PANEL - MIDDLE	1	389834-1	
37	DELIVERY HOPPER ASSEMBLY	1	133574-1	
38	TIE DOWN PANEL MOUNT	A/R	388359-1	
39**	STRIKE	1	388433	
40	BUMPER - DOOR	2	1039555	CC
41	DOOR HARNESS (NOT SHOWN)	1	~	
42	LIGHT ASSEMBLY - SEE PAGE B-16	1	~	
43	HONOR-GARD (OPTIONAL)	1	~	
44	CROWN BOX (OPTIONAL)	1	133560	

NOTE: ITEM LETTER "HARDWARE" LISTED ON PAGE A-6.

NOTE: FOR LABELS AND DECALS SEE PAGE A-12 TO A-14.

* NOTE: WHEN ORDERING PART SPECIFY COLOR AND/OR FRANCHISE.

** STRIKE REMOVED AFTER 1990. SEE PAGE B-16 FOR REPLACEMENT RAMP/CATCH..



"UNIVENDOR" TRADE SELECTION PANEL
W/MINI-TRADE BUTTONS

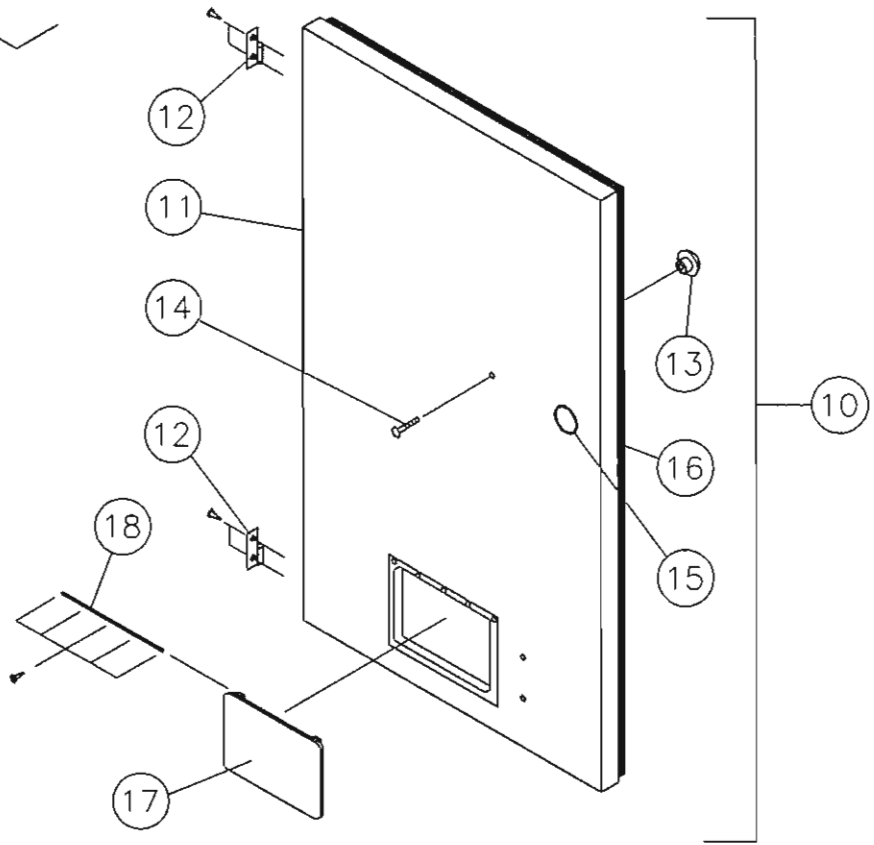
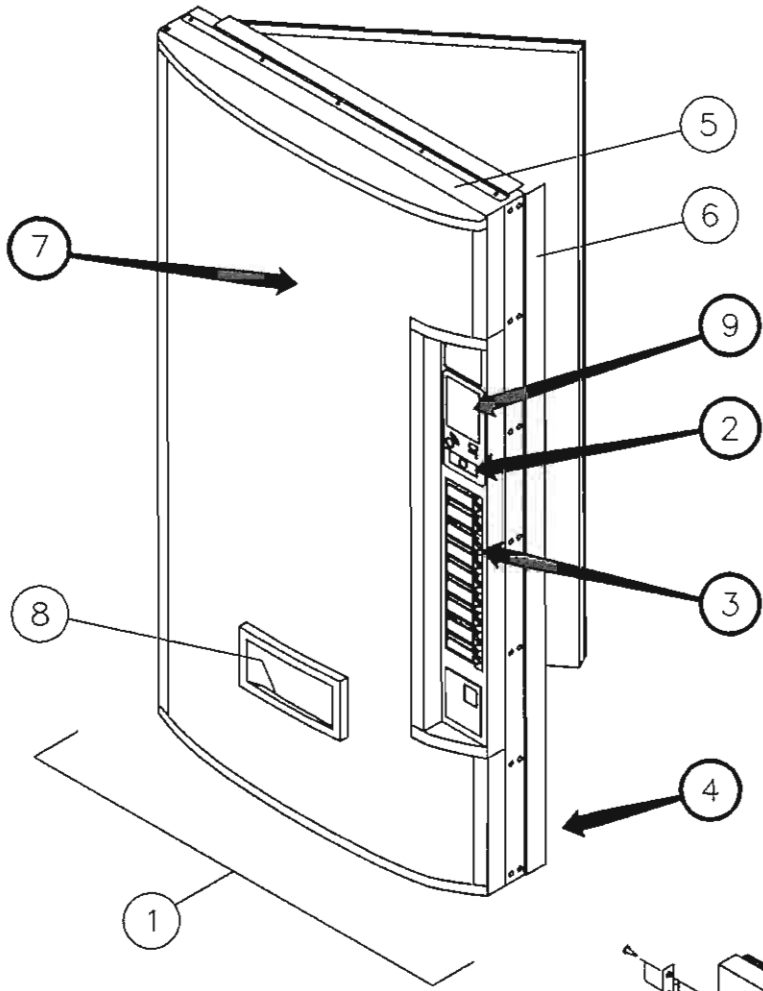
ITEM NO.	PART NAME & DESCRIPTION	NO. REQ'D.	PART NO.
1	COIN INSERT CASTING	1	1006126-1
2	LOCK ASSEMBLY-QUICKER	1	1037676
3	PIN - STUD	1	387601
4	LOCKING STUD (BOLT)	1	1001566
5	"T" HANDLE	1	387603
6	SPRING	1	389691
7	"E" RETAINER RING	1	388589
8	HEX FLAT WASHER	1	387600
9	SPRING - HEAVY DUTY	1	389691
10	FLAT WASHER	1	387718
11	"E" RETAINER RING	2	387719
12	FLAT WASHER (1/2")	2	V801023
13	VAPOR SEAL	1	388132
14	CARRIAGE BOLT	1	V802005
15	HEX NUT	1	V800957
16 **	KEY AND LOCK ASSEMBLY	1	~
17	CORRECT CHANGE LIGHT ASSY.-ENGLISH	1	1020544
~	CORRECT CHANGE LIGHT ASSY.-INTERNATIONAL	1	1020544-1
18	CORRECT CHANGE LIGHT LABEL-ENGLISH	1	1001973
~	CORRECT CHANGE LIGHT LABEL-FRENCH	1	1001973-1
~	CORRECT CHANGE LIGHT LABEL-SPANISH	1	1001973-3
19	CORRECT CHANGE LIGHT HOUSING	1	1001965
20	CORRECT CHANGE LIGHT	1	388277
21	CARRIAGE BOLT	A/R	V801434
22	SELECTION PANEL ASSY (7 SELECT)	1	133508-8
~	SELECTION PANEL ASSY (8 SELECT)	1	133508-11
~	SELECTION PANEL ASSY (9 SELECT)	1	133508-13
~	SELECTION PANEL ASSY (10 SELECT)	1	133508-14
23	SELECTION PANEL (7 SELECT)	1	133491-6
~	SELECTION PANEL (8 SELECT)	1	133491-8
~	SELECTION PANEL (9 SELECT)	1	133491-9
~	SELECTION PANEL (10 SELECT)	1	134757-62
24	*** SELECTION WINDOW ASSEMBLY	A/R	133431
25	WINDOW	1	388223
26	WINDOW BACK	1	388116
27	SELECTION BUTTON ASSEMBLY	A/R	1017128-2
28	SELECTION BUTTON-GRAY	1	1008919
29	SPRING-SELECTION BUTTON	1	388858
30	HOUSING-SELECTION BUTTON	1	1006932
31	SELECTION SWITCH	1	368299
32	SOLD OUT LIGHT	1	383991

** NOTE: KEY AND LOCK CAN BE ORDERED SEPARATELY.

*** NOTE: FOR FLAVOR LABELS SEE PAGE A-15.

“UNIVENDOR”[®]
COCA-COLA
VANDAL-RESISTANT
INTERNATIONAL
PARTS SECTION
390330 F

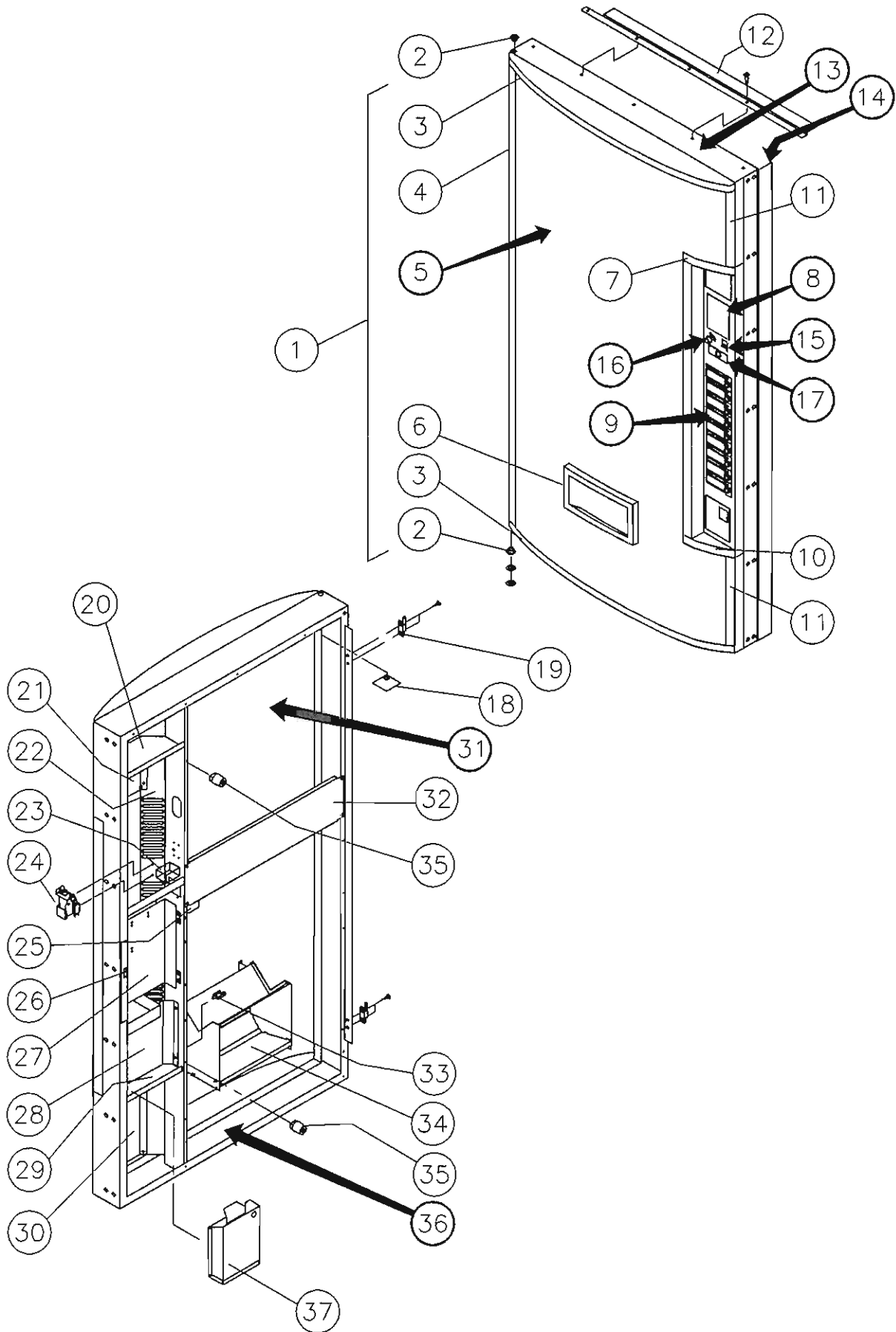




“UNIVENDOR” COKE VANDAL-RESISTANT
MAIN DOOR

ITEM NO.	PART NAME & DESCRIPTION	REQ.	MACHINE SIZE →				ITEM LETTER
			270 - 280	310 - 324	388 - 392 406	460 - 470 490	
			PART NO.	PART NO.	PART NO.	PART NO.	
1	OUTER DOOR COKE-6 SELECT	1	1037978-8	1037978-6	1037978-3	1037978	
~	OUTER DOOR COKE-7 SELECT	1	1037978-9	1037978-7	1037978-4	1037978-1	
~	OUTER DOOR COKE-9 SELECT	1	~	~	1037978-5	1037978-2	
2	LOCK ASSEMBLY - SEE PG. F-6	1	~	~	~	~	
3	SELECTION PANEL - SEE PG. F-6	1	~	~	~	~	
4	DOOR HARNESS - SEE PG. A-4	1	~	~	~	~	
5	DOOR FRAME WELD	1	1034111-3	1034111-2	1034111-1	1034111	
6	DOOR GUARD - COKE	1	133629-2	133629-1	133629-1	133629	Q,J
~	DOOR GUARD - DIET COKE	1	133629-7	133629-4	133629-4	133629-3	Q,J
7	SIGN FACE - SEE PG. A-8	1	~	~	~	~	
8	FOAM PAD (ENGLAND)	1	388990	388990	388990	388990	
9	VALIDATOR PLUG - SEE PG. F-6	1	~	~	~	~	
10	INNER DOOR ASSEMBLY (FINAL)	1	134302	134302-1	134302-3	134302-4	
11	INNER DOOR PANEL	1	133438-4	133438-3	133438-1	133438	
12	HINGE - INNER DOOR	2	388148	388148	388148	388148	C
13	DOOR HANDLE	1	388305	388305	388305	388305	
14	CARRIAGE BOLT - HANDLE	1	V329258	V329258	V329258	V329258	
15	GROMMET	2	388090	388090	388090	388090	
16	INNER DOOR GASKET	1	389622	389622-1	389622-3	389622-4	
17	DELIVERY DOOR (REVERSIBLE)	1	1013076	1013076	1013076	1013076	
18	HINGE PIN	1	389985	389985	389985	389985	C

NOTE: ITEM LETTER "HARDWARE" LISTED ON PAGE A-6.

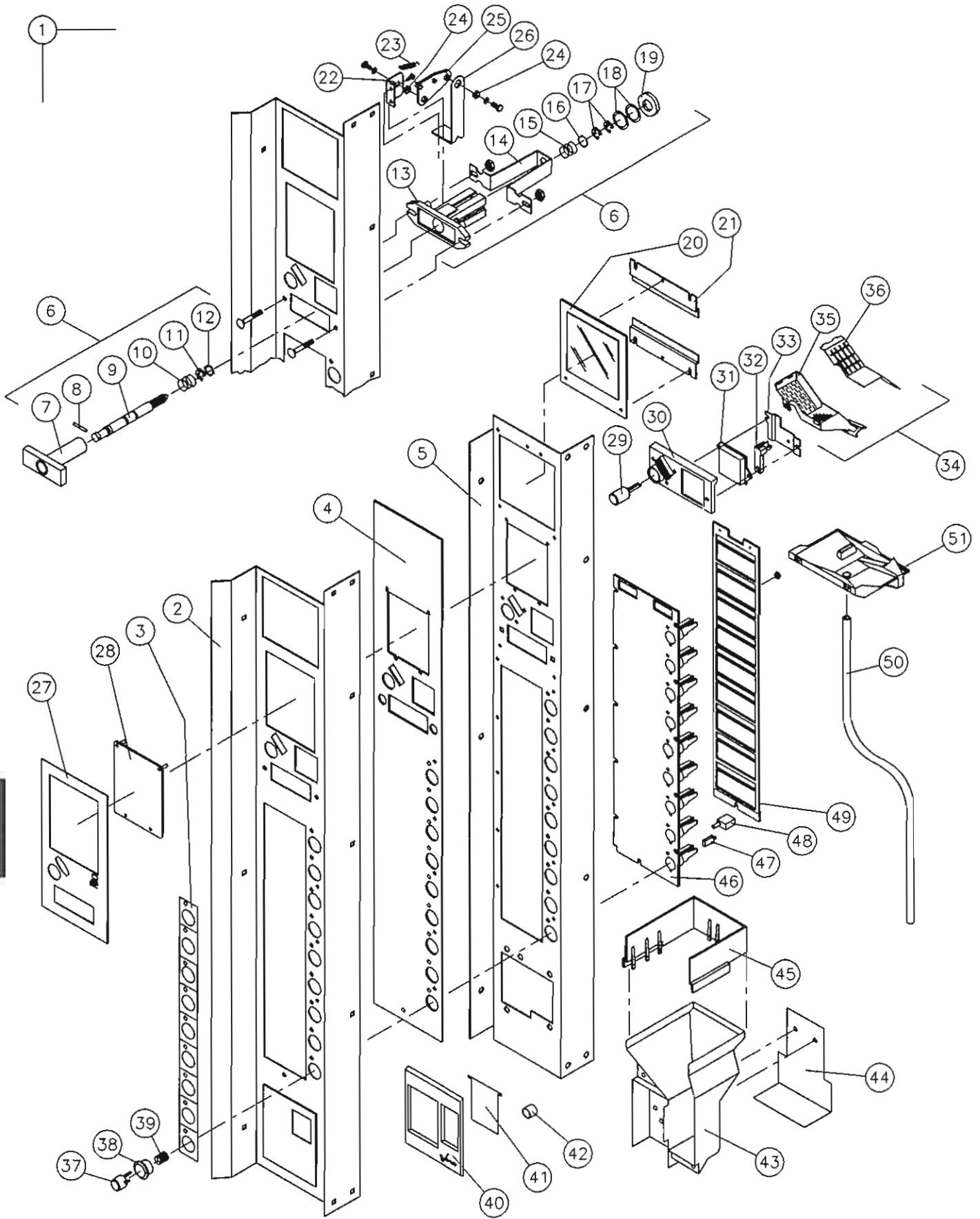


"UNIVENDOR"® COKE VANDAL-RESISTANT OUTER DOOR

ITEM NO.	PART NAME & DESCRIPTION	REQ.	MODEL NUMBERS →				ITEM LETTER
			270 - 280	310 - 324	388 - 392 406	460 - 470 490	
			PART NO.	PART NO.	PART NO.	PART NO.	
1	OUTER DOOR-SEE PG. F-2	1	~	~	~	~	
2	BUSHING - DOOR HINGE	2	388094	388094	388094	388094	NN,EE
3	SIGN CAP - TOP/BOTTOM	2	388122	388122	388121	388121	
4	SIGN FRAME - LEFT	1	388125-4	388125-2	388125-2	388125	CC
5	SIGN FACE - SEE PG. A-8	1	~	~	~	~	
6	EYELET TRIM	1	388271	388271	388271	388271	FF
7	SIGN CAP - SELECTION PANEL TOP	1	388139	388139	388139	388139	
8	VALIDATOR PLUG-SEE PG. F-6	1	~	~	~	~	
9	SELECTION PANEL-SEE PG. F-6	1	~	~	~	~	
10	SIGN CAP - SELECTION PANEL BOTTOM	1	388140	388140	388140	388140	
11	SIGN TRIM - RIGHT	2	388125-5	388125-3	388125-3	388125-1	
12	DOOR RAIN GUARD	1	133647-3	133647-3	133647-2	133647-2	R
13	DOOR FRAME WELD - SEE PG. F-2	1	~	~	~	~	
14	DOOR GUARD-SEE PG. F-2	1	~	~	~	~	
15	CORRECT CHANGE LIGHT - SEE PG. F-6	1	~	~	~	~	
16	GUIDE PLATE, COIN INSERT/RETURN-SEE PG. F-6	1	~	~	~	~	
17	LOCK ASSEMBLY - SEE PAGE F-6	1	~	~	~	~	
18	BACKING PLATE	1	388443	388443	388443	388443	
19	HINGE - INNER DOOR	2	388149	388149	388149	388149	CC
20	TOP BULKHEAD	1	1016903	1016903	1016903	1016903	
21	VANDAL PANEL-TOP	1	1017403	1017403	1017403	1017403	
22	MID PANEL	1	1017802-2	1017802-1	1017802-1	1017802	
23	CREDIT RELAY	1	353343	353343	353343	353343	
24	SEQUENCER RELAY	1	387804	387804	387804	387804	
25	COINAGE PLUG COVER	1	1034367	1034367	1034367	1034367	
26	LATCH - COINAGE DOOR	1	389612	389612	389612	389612	
27	COINAGE DOOR ASSEMBLY	1	133435	133435	133435	133435	E
28	BARRIER PANEL	1	388244	388244	388244	388244	
29	BULKHEAD	1	1018337	1018337	1018337	1018337	
30	VANDAL PANEL-BOTTOM	1	1018388-2	1018388-1	1018388-1	1018388	
31	LIGHT ASSEMBLY - SEE PAGE B-16	1	~	~	~	~	
32	SHEAR PANEL - MIDDLE	1	389834	389834	389834-1	389834-1	
33	HARNESS CLIP	4	384692-2	384692-2	384692-2	384692-2	
34	DELIVERY HOPPER ASSEMBLY	1	133574-1	133574-1	133574-1	133574-1	
35	BUMPER - DOOR	2	1036912	1036912	1036912	1036912	
36	DOOR HARNESS-SEE PG. A-4	1	~	~	~	~	
37	COIN BOX	1	133563	133563	133563	133563	

NOTE: FOR LABELS AND DECALS SEE PAGE A-12 TO A-14.

NOTE: ITEM LETTER "HARDWARE" LISTED ON PAGE A-6.



"UNIVENDOR" COKE VANDAL-RESISTANT CONTROL PANEL

ITEM NO.	PART NAME AND DESCRIPTION	NO. REQ.	PART NUMBER	ITEM LETTER
1	CONTROL PANEL ASSEMBLY - 6 SELECT	1	1037986	
~	CONTROL PANEL ASSEMBLY - 7 SELECT	1	1037986-1	
~	CONTROL PANEL ASSEMBLY - 9 SELECT	1	1037986-3	
2	OVERLAY PANEL - 6 SELECT	1	1034081-1	Q
~	OVERLAY PANEL - 7 SELECT	1	1034081-2	
~	OVERLAY PANEL - 9 SELECT	1	1034081-4	
3	DECORATIVE COVER - 6 SELECT	1	1029576-3	
~	DECORATIVE COVER - 7 SELECT	1	1029675-2	
~	DECORATIVE COVER - 9 SELECT	1	1029576	
4	COVER PANEL	1	1032194	
5	SELECTION PANEL	1	1034138	
6	LOCK ASSEMBLY - QUICKER LOCK	1	1034146	
7	"T" HANDLE	1	1002392	
8	PIN - STUD	1	387601	
9	LOCK STUD - QUICKER LOCK	1	1002406	
10	SPRING	1	389691	
11	"E" RING RETAINER	1	388589	
12	HEX WASHER	1	387600	
13	FLANGE	1	1002384	
14	STRAP, LOCK SUPPORT	1	1027859	J
15	SPRING, HEAVY DUTY	1	389691	
16	FLAT WASHER	1	387718	
17	"E" RING RETAINER	2	387719	
18	WASHER - 1/2"	2	V801023	
19	VAPOR SEAL	1	388132	
20	"POINT-OF-SALE" WINDOW	1	388130	
21	RETAINER, POS	2	1032348	
22	PIVOT BRACKET, COIN RETURN	1	1002252	K
23	SPRING	1	387849	
24	BUSHING	2	385603-4	
25	CRANK, COIN RETURN LEVER	2	1002244	U,FF
26	LEVER, COIN RETURN	1	1002236	
27*	DECAL, MECH PLATE	1	1034383	
28	PLUG, DBV	1	1037773	
29	BUTTON, COIN RETURN	1	1002279	
30	GUIDE PLATE, COIN INSERT/RETURN	1	1002546-1	
31	LENS, DISPLAY	1	1002465	
32	LAMP, CORRECT CHANGE	1	383991	
33	PLATE, DISPLAY COVER	1	1002597	
34	COIN CHUTE ASSEMBLY	1	1034154	
35	COIN CHUTE	1	1002333	
36	COVER, COIN CHUTE	1	1002341	
37	BUTTON, SELECTION	AR	1016741	
38	BUSHING	AR	1016768	
39	SPRING, SELECTION	AR	1029959	
40	COIN RETURN TRIM	1	389791	
41	COIN RETURN DOOR	1	389790	
42	CUP, WASHER - TRIM	2	337241-1	
43	CUP, COIN RETURN/CROWN PULLER	1	388111	
44	CROWN BLOCKER	1	388455	
45	COLLAR, COIN RETURN	1	1016873	
46	WINDOW PANEL	1	1016733	
47	SWITCH, SELECTION	AR	368299	
48	LAMP, SOLD OUT	AR	388277	
49	CARRIER STRIP	1	1017845	I
50	DRAIN TUBING	1	340061-5	
51	TRAY, WATER COLLECTION	1	1002376	

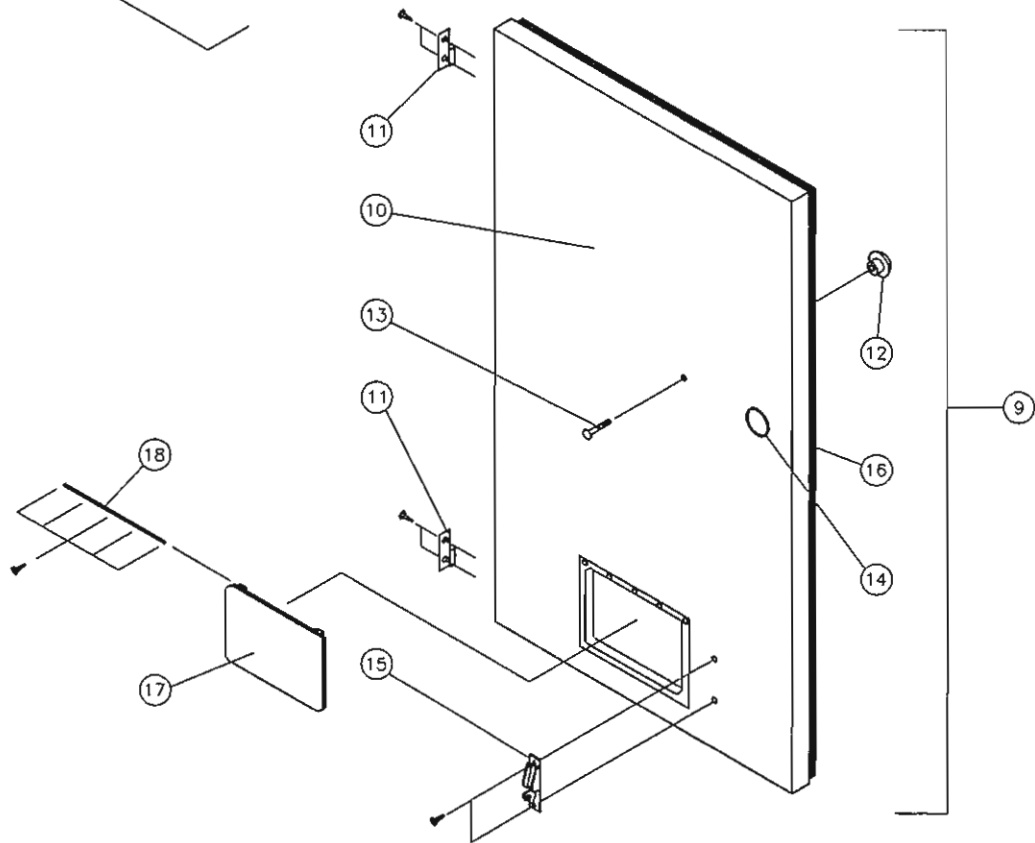
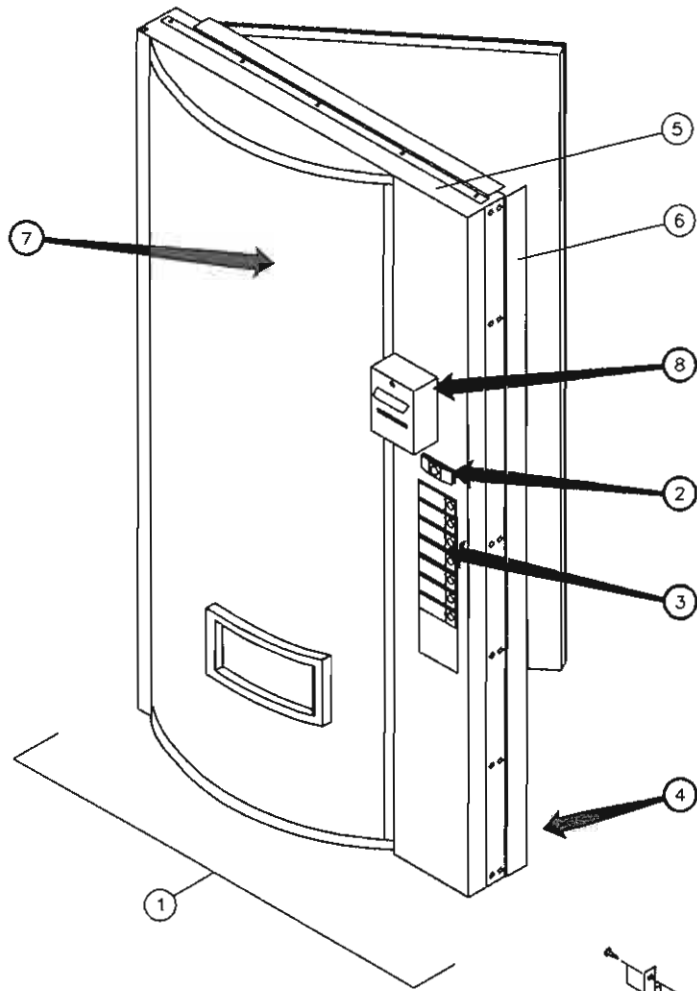
NOTE: ITEM LETTER "HARDWARE" LISTED ON PAGE A-6.

NOTE: FOR FLAVOR LABELS - SEE PAGE A-15.

* NOTE: FOR ADDITIONAL LABELS - SEE PAGE A-12.

“UNIVENDOR”
COCA-COLA
COGES
PARTS SECTION
390330 G



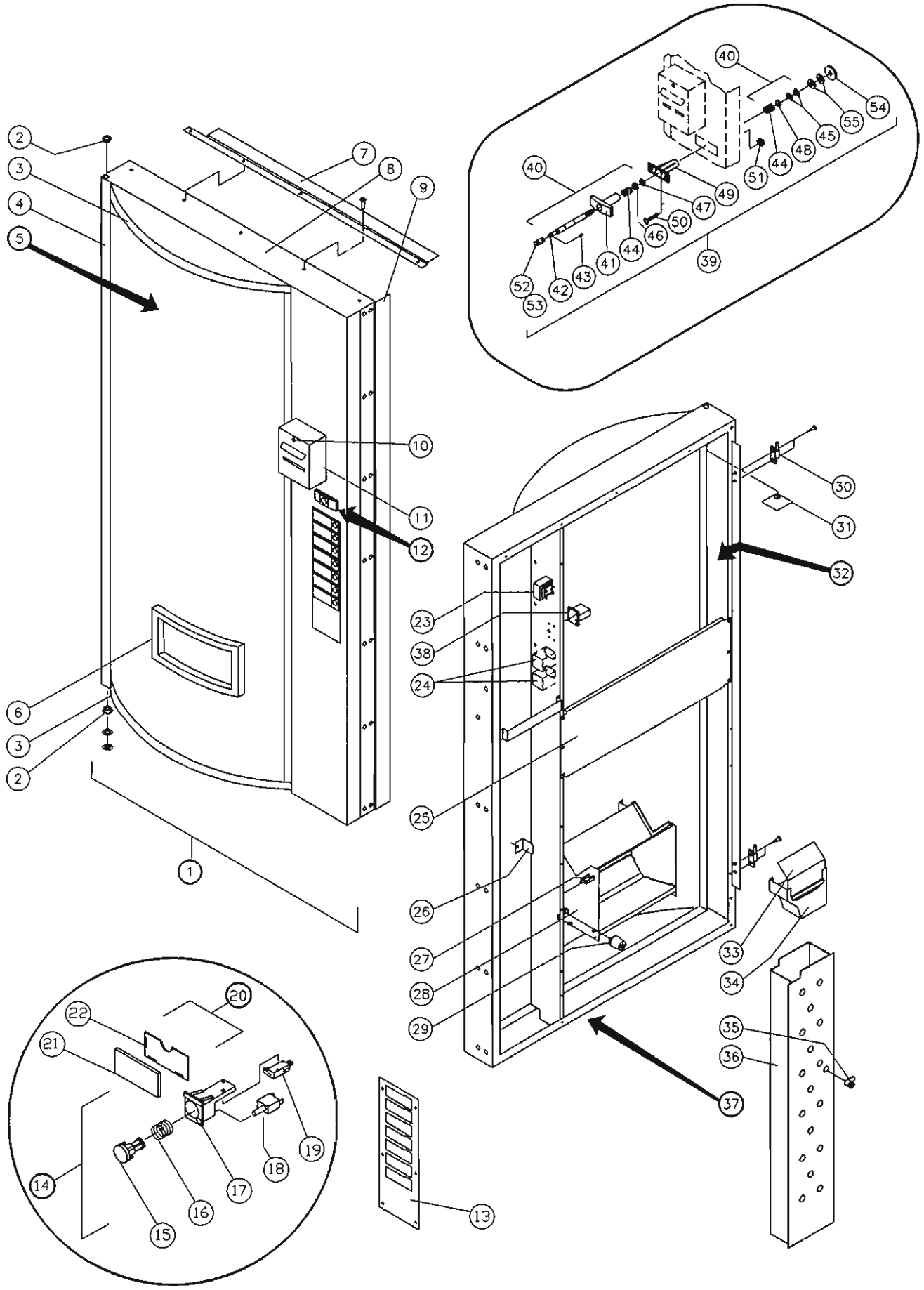


“UNIVENDOR” COKE MAIN DOOR – COGES

ITEM NO.	MODEL NO. →		392 - 406	470 - 490	ITEM LETTER
	PART NAME & DESCRIPTION	REQ.	PART NO.	PART NO.	
1	OUTER DOOR – SEE PAGE G-4	1	~	~	
2	LOCK ASSEMBLY – SEE PG. G-4	1	~	~	
3	SELECTION PANEL – SEE PG. G-4	1	~	~	
4	DOOR HARNESS – SEE PG. A-4	1	~	~	
5	DOOR FRAME WELD	1	133432-6	133432-7	
6	DOOR GUARD	1	133629-1	133629	
7	SIGN FACE – SEE PAGE A-8	1	~	~	□□
8	SHROUD – SEE PAGE G-4	1	~	~	
9	INNER DOOR ASSEMBLY(FINAL)PRIOR TO 1990	1	133434-1	133434	
~	INNER DOOR ASSEMBLY(FINAL)AFTER 1990	1	134302-3	134302-4	
10	INNER DOOR PANEL – (FOAMED)	1	133438-1	133438	
11	HINGE – INNER DOOR	2	388148	388148	C
12	DOOR HANDLE	1	388305	388305	
13	CARRIAGE BOLT – HANDLE	1	V329258	V329258	
14	GROMMET	2	388090	388090	
15*	LATCH MECHANISM	1	388435	388435	C
16	INNER DOOR GASKET	1	389622-3	389622-4	
17	DELIVERY DOOR (REVERSIBLE)	1	1013076	1013076	
18	HINGE PIN	1	389985	389985	C

NOTE: ITEM LETTER “HARDWARE” LISTED ON PAGE A-6.

* LATCH MECHANISM REMOVED AFTER 1990. SEE P. B-16 FOR REPLACEMENT RAMP/CATCH.



"UNIVENDOR" COKE OUTER DOOR - COGES

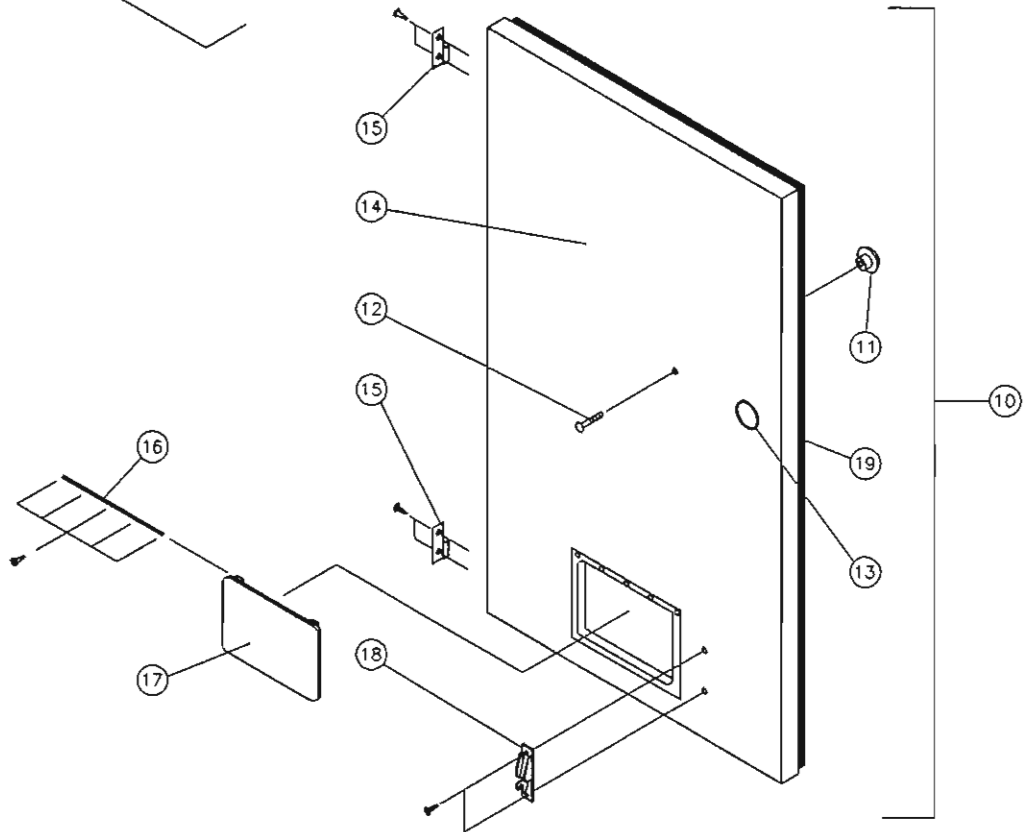
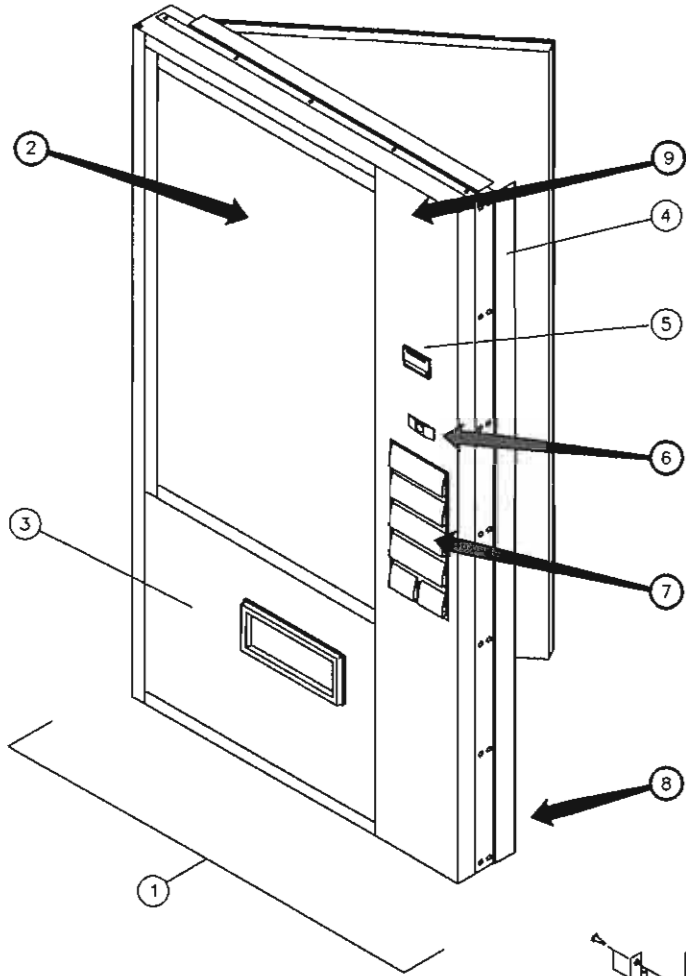
ITEM NO.	PART NAME & DESCRIPTION	MACHINE MODEL →		ITEM LETTER	
		392 - 406	470 - 490		
		REQ.	PART NO.	PART NO.	
1	OUTER DOOR ASSEMBLY - 7 SEL	1	133505-82	133505-97	
~	OUTER DOOR ASSEMBLY - 8 SEL	1	133505-96	133505-83	
2	BUSHING - DOOR ASSEMBLY	2	388094	388094	NN,EE
3	SIGN CAP - TOP / BOTTOM	2	1014986	1014986	CC
4	SIGN FRAME - LEFT/RIGHT	2	388125-2	388125	CC
5	SIGN FACE - SEE PAGE A-8	1	~	~	
6	EYELET TRIM	1	388271	388271	FF
7	DOOR RAIN GUARD	1	133647-2	133647-2	R
8	DOOR FRAME WELD	1	133459-7	133459-8	
9	DOOR GUARD	1	133629-4	133629-3	
10	LAMP INDICATOR	1	389515	389515	
11	SHROUD	1	134909	134909	
12	LOCK ASSEMBLY	1	~	~	
13	SELECTION PANEL - 7 SEL	1	134763-7	134763-7	
~	SELECTION PANEL - 8 SEL	1	134763-8	134763-8	
14	SELECTION BUTTON ASSEMBLY	A/R	133430	133430	
15	SELECTION BUTTON	1	388250	388250	
16	SPRING	1	388286	388286	
17	BUTTON HOUSING	1	388388	388388	
18	SOLD-OUT LAMP	1	388277	388277	
19	SELECTION SWITCH	1	388287	388287	
20	SELECTION WINDOW ASSEMBLY	A/R	133431	133431	
21	WINDOW	1	388223	388223	
22	BACK - WINDOW	1	388116	388116	
23	TRANSFORMER	1	389183	389183	
24	CREDIT RELAY	2	353343	353343	
25	SHEAR PANEL - MIDDLE	1	389834-1	389834-1	
26	SWITCH PROTECTOR	1	389997	389997	
27	TIE STRAP	A/R	388359-1	388359-1	
28	DELIVERY HOPPER ASSEMBLY	1	133574-1	133574-1	N
29	BUMPER	2	1039555	1039555	
30	HINGE - INNER DOOR	2	388149	388149	CC
31	BACKING PLATE	1	388443	388443	
32	LIGHT ASSEMBLY - SEE PAGE B-16	1	~	~	
33	PLATE BILL CHUTE	1	389575	389575	
34	BILL CHUTE WELD	1	1006657	1006657	
35	LOCK COIN BOX	1	377962-41	377962-41	
36	BILL BOX ASSEMBLY	1	134581	134581	
37	DOOR HARNESS - SEE PAGE A-4	1	~	~	
38	COUNTER	1	369016	369016	
39	T-HANDLE ASSEMBLY	1	1018558	1018558	
40	LOCK ASSEMBLY	1	1018523	1018523	
41	T-HANDLE	1	387603	387603	
42	STUD	1	1028472	1028472	
43	PIN - STUD	1	387601	387601	
44	SPRING	2	389691	389691	
45	E-RETAINER RING	2	387719	387719	
46	RETAINER RING - HEAVY DUTY	1	388589	388589	
47	HEX FLAT WASHER	1	387600	387600	
48	FLAT WASHER	1	387718	387718	
49	LATCH HOUSING	1	389597	389597	
50	CARRIAGE BOLT	2	V329258-2	V329258-2	
51	HEX NUT	2	V800959	V800959	
52	FLEX-ACE LOCK	1	123298-3000	123298-3000	
53	KEY - SPECIFY # (NOT SHOWN)	1	~	~	
54	VAPOR SEAL	1	388132	388132	
55	WASHER - 1/2"	2	V801023	V801023	

NOTE: FOR LABELS AND DECALS SEE PAGE A-12 TO A-14.

NOTE: ITEM LETTER "HARDWARE" LISTED ON PAGE A-6.

“UNIVENDOR®
COCA-COLA
USSR
PARTS SECTION
390330 H



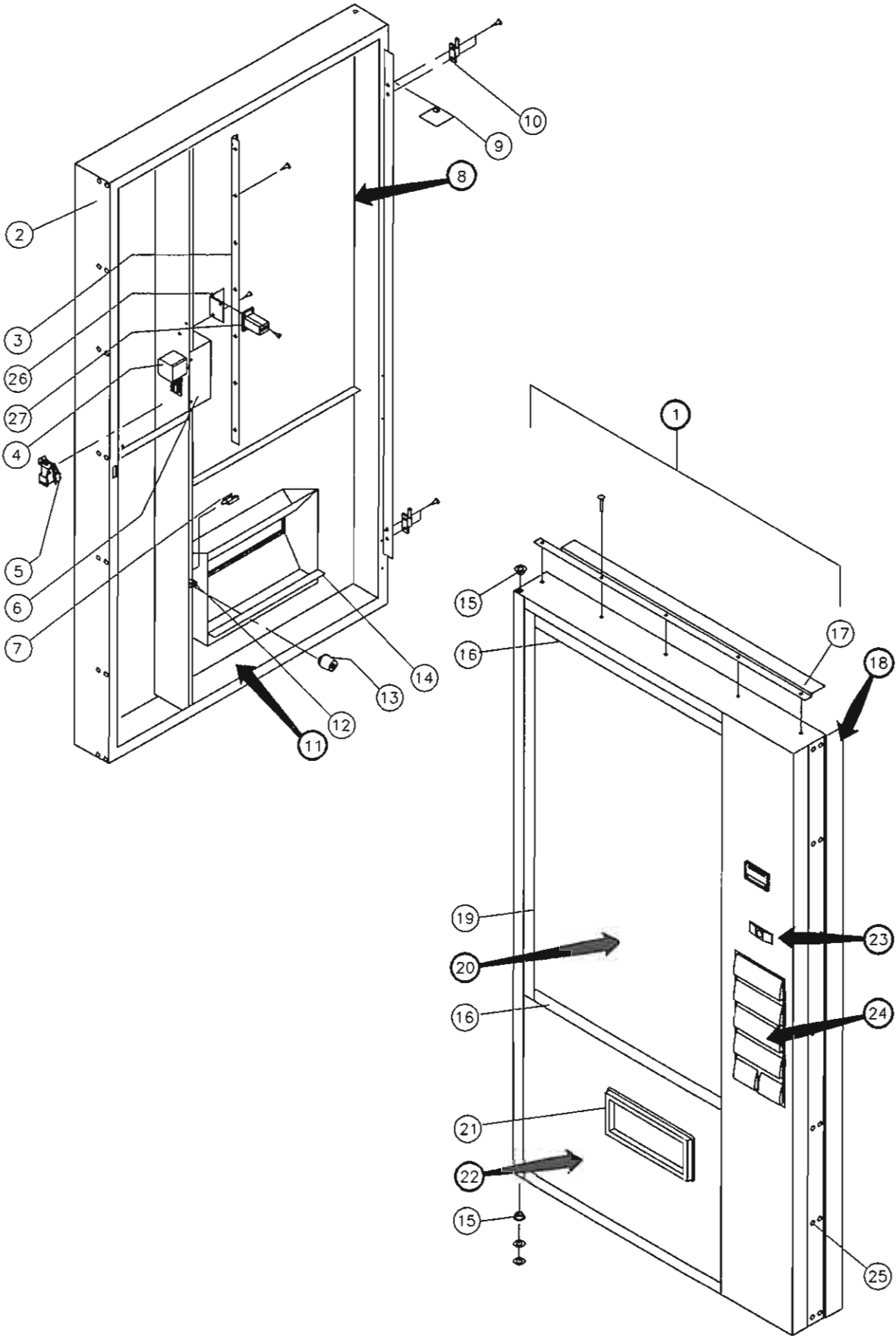


"UNIVENDOR" COKE USSR MAIN DOOR - FLAT

ITEM NO.	MODEL NUMBER → 406		PART NO.	ITEM LETTER	
	PART NAME & DESCRIPTION	REQ.			
1	OUTER DOOR ASSEMBLY - SEE PG. H-4	1	~	R	
2	SIGN FACE - SEE PG. A-8	1	~		
3	LOWER PANEL	1	134765-2		
4	DOOR GUARD	1	133629-4		
5	DEBIT CARD READER	1	REF.		
6	LOCK ASSEMBLY - SEE PG. H-6	1	~		
7	SELECTION PANEL - SEE PG. H-6	1	~		
8	DOOR HARNESS - SEE PG. A-4	1	~		
9	DOOR FRAME WELD - SEE PG H-4	1	~		
10	INNER DOOR ASSEMBLY (FINAL)	1	134302-3		
11	KNOB INNER DOOR	1	388305		
12	CARRIAGE BOLT HANDLE	1	V329258		
13	GROMMET	2	388090		
14	INNER DOOR PANEL	1	133438-1		
15	HINGE - INNER DOOR	2	388148		C
16	HINGE PIN	1	389985		C
17	DELIVERY DOOR (REVERSIBLE)	1	1013076		
18*	LATCH MECHANISM	1	388435		CC
19	INNER DOOR GASKET	1	389622-3		
LABELS LOCATED ON INNER DOOR (NOT SHOWN)					
~	WARNING LABEL-QUICK LOCK	1	389220		
~	LABEL - SCHEMATIC	1	389738		
~	LABEL - WIRING DIAGRAM	1	389739		
~	LABEL - WIRING DIA/DR POWER SW.	1	389753		
~	LABEL - INSTRUCTION DEBIT READER	1	389740		

NOTE: ITEM LETTER "HARDWARE" LISTED ON PAGE A-6.

* LATCH MECHANISM REMOVED AFTER 1990. SEE PAGE B-18 FOR REPLACEMENT RAMP/CATCH.

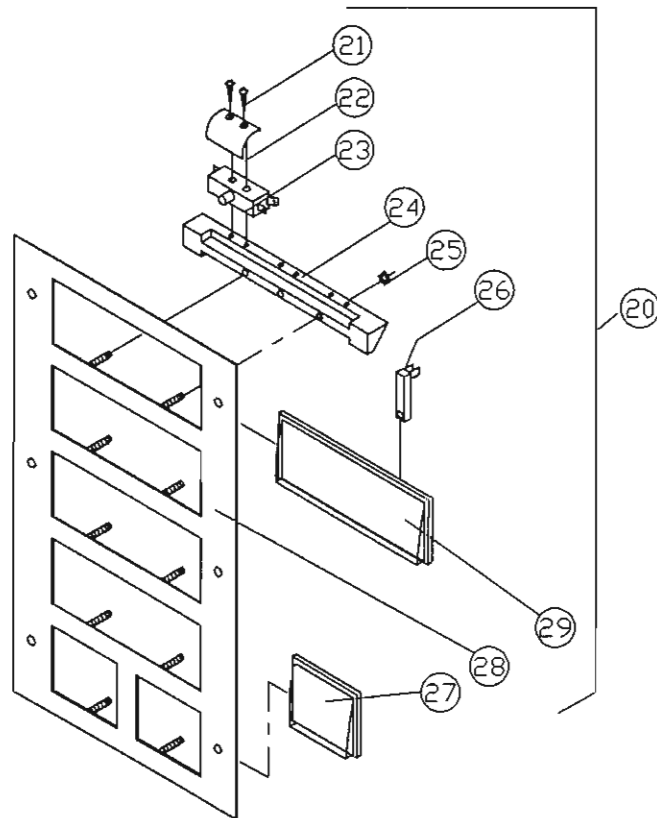
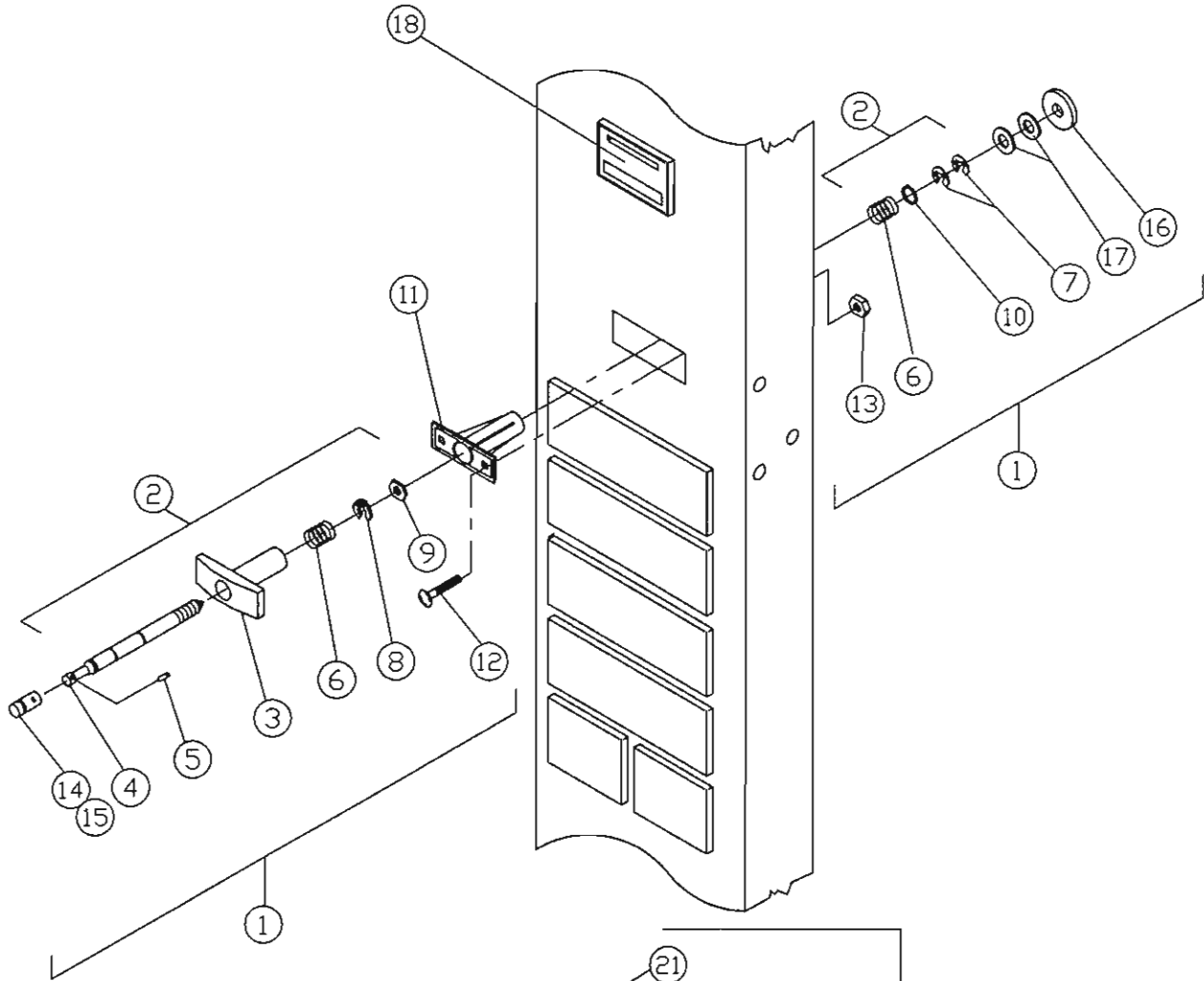


"UNIVENDOR" COKE USSR OUTER DOOR - FLAT

ITEM NO.	MODEL NUMBER →		406	ITEM LETTER
	PART NAME & DESCRIPTION	REQ.	PART NO.	
1	OUTER DOOR ASSEMBLY	1	134660	
2	DOOR FRAME WELD	1	134661	
3	SIGN RETAINER	1	389431-3	CC
4	CREDIT RELAY	1	353343	
5	SEQUENCER RELAY	1	387804	
6	JONES PLUG COVER	1	389123	CC
7	TIE STRAP	1	388359-1	
8	LIGHT ASSEMBLY - SEE PG. B-18	1	~	
9	BACKING PLATE - DOOR HINGE	1	388443	
10	HINGE - INNER DOOR	2	388149	CC
11	DOOR HARNESS - SEE PG. A-4	1	~	
12*	STRIKE	1	388433	
13	BUMPER - DOOR	1	1036912	CC
14	DELIVERY HOPPER ASSEMBLY	1	133574	
15	BUSHING - DOOR	2	388094	EE
16	SIGN FRAME - TOP/BOTTOM	2	388284-3	
17	DOOR RAIN GUARD	1	133647-2	
18	DOOR GUARD - SEE PG. H-2	1	~	
19	SIGN FRAME - LEFT	1	388284-6	
20	SIGN FACE - SEE PG. A-8	1	~	
21	EYELET TRIM	1	387125	
22	LOWER PANEL - SEE PG. H-2	1	~	
23	LOCK ASSEMBLY - SEE PG. H-6	1	~	
24	SELECTION PANEL - SEE PG. H-6	1	~	
25	CARRIAGE BOLT	A/R	V801434	
26	BRACKET - COUNTER	1	390240	
27	COUNTER	1	369016	AC

NOTE: ITEM LETTER "HARDWARE" LISTED ON PAGE A-6.

* STRIKE REMOVED AFTER 1990. SEE PAGE B-18 FOR REPLACEMENT RAMP/CATCH.



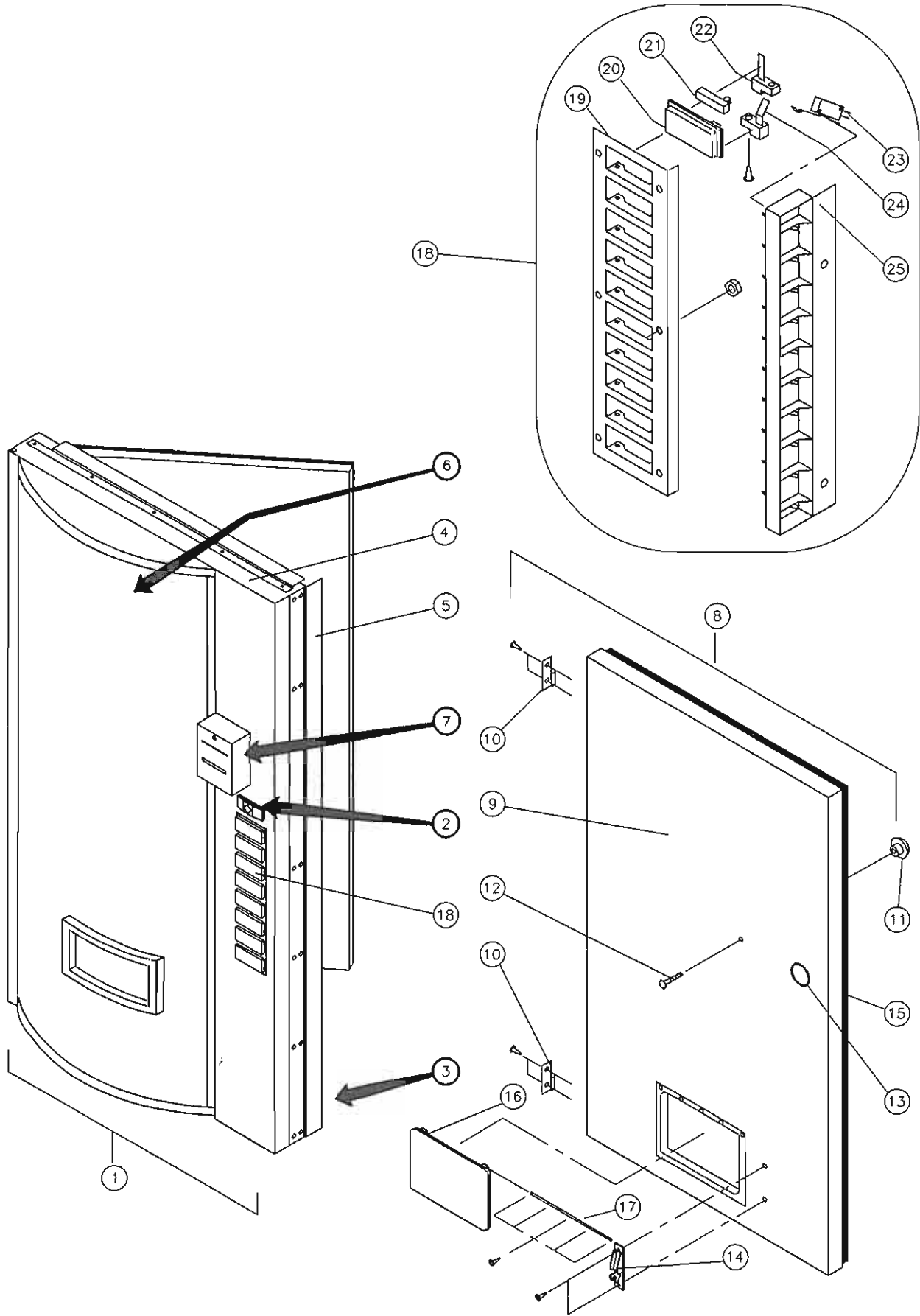
"UNIVENDOR"®

T-HANDLE+BUTTON PANEL ASSEMBLY COKE USSR

ITEM NO.	DESCRIPTION	REQ'D	PART NO.
1	T-HANDLE ASSEMBLY	1	1018558
2	LOCK ASSEMBLY	1	1018523
3	T-HANDLE	1	387603
4	STUD	1	1028472
5	PIN - STUD	1	387601
6	SPRING	2	389691
7	E-RETAINER RING	2	387719
8	RETAINER RING - HEAVY DUTY	1	388589
9	HEX FLAT WASHER	1	387600
10	FLAT WASHER	1	387718
11	LATCH HOUSING	1	387597
12	CARRIAGE BOLT	2	V329258-2
13	HEX NUT	2	V800959
14	FLEX-ACE LOCK	1	123298-3000
15	KEY - SPECIFY # (NOT SHOWN)	1	~
16	VAPOR SEAL	1	388132
17	WASHER - 1/2"	2	V801023
18	DEBIT CARD READER	1	~
19	HARNESS - DEBIT CARD READER (NOT SHOWN)	1	134651
20	BUTTON PANEL ASSY (6 SELECT)	1	134758-5
21	SCREW	A/R	V801499
22	LEAF SPRING	A/R	388444
23	SELECTION SWITCH	6	385440
24	BUTTON RETAINER	5	388360
25	HEX NUT	A/R	V800956
26	SOLD-OUT LAMP	6	383991
27	SELECTION BUTTON - SMALL	2	370841-1
28	SELECTION PANEL (6 SELECT)	1	134757-5
29	SELECTION BUTTON - MEDIUM	4	370840-1

“UNIVENDOR”[®]
PEPSI
COGES
PARTS SECTION
390330 J





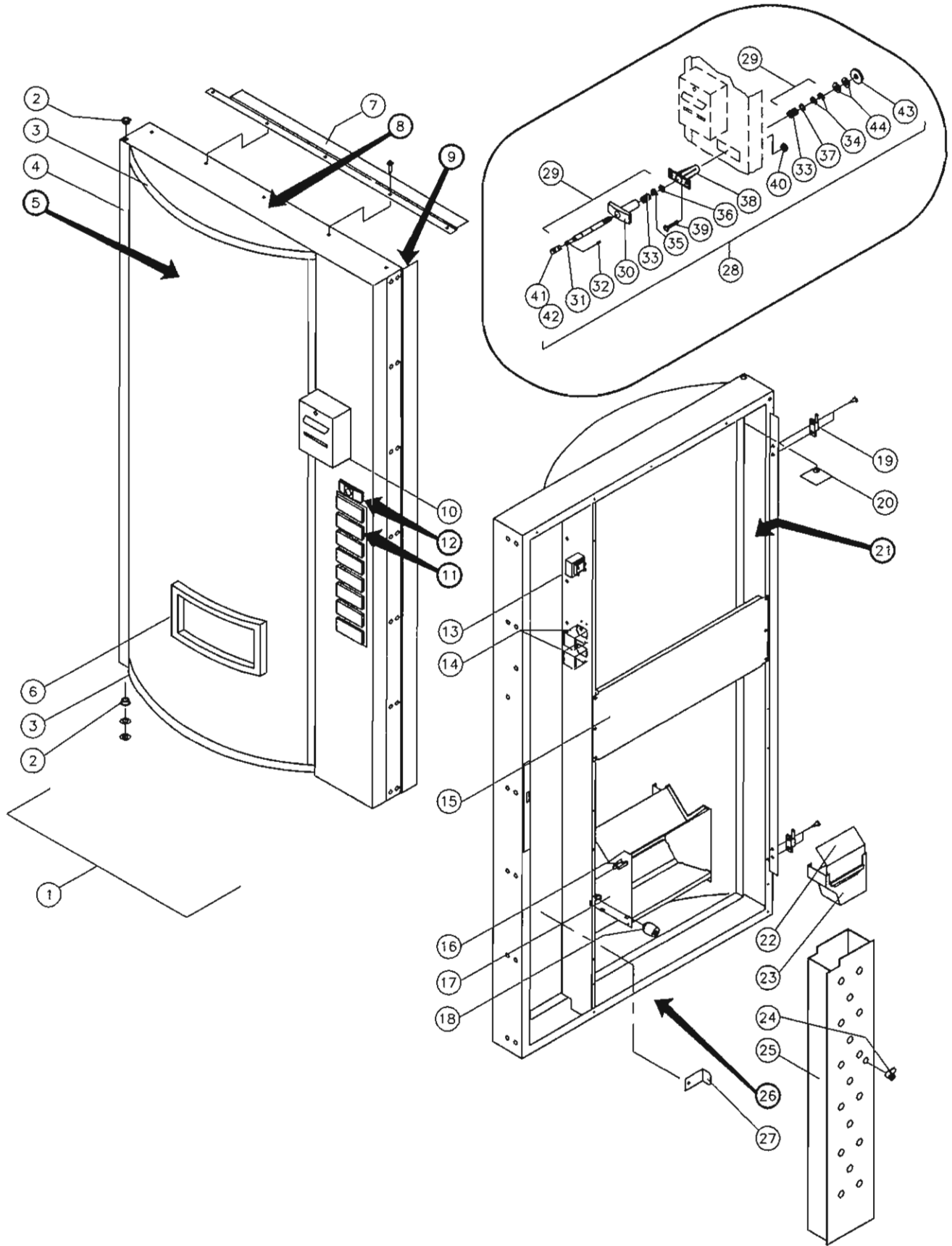
"UNIVENDOR" COGES MAIN DOOR-CURVED PEPSI

ITEM NO.	PART NAME & DESCRIPTION	REQ.	MODEL NUMBER →		ITEM LETTER
			392 - 406	470 - 490	
1	OUTER DOOR - SEE PAGE J-4	1	~	~	
2	LOCK ASSEMBLY - SEE PG. J-4	1	~	~	
3	DOOR HARNESS - SEE PG. A-4	1	~	~	
4	DOOR FRAME WELD	1	133459-7	133459-8	
5	DOOR GUARD	1	133629-4	133629-3	
6	SIGN FACE - SEE PAGE A-10	1	~	~	□□
7	SHROUD - SEE PAGE J-4	1	~	~	
8	INNER DOOR ASSEMBLY(FINAL)PRIOR TO 1990	1	133434-1	133434	
~	INNER DOOR ASSEMBLY(FINAL)AFTER 1990	1	134302-3	134302-4	
9	INNER DOOR PANEL - (FOAMED)	1	133438-1	133438	
10	HINGE - INNER DOOR	2	388148	388148	C
11	DOOR HANDLE	1	388305	388305	
12	CARRIAGE BOLT - HANDLE	1	V329258	V329258	
13	GROMMET	2	388090	388090	
14**	LATCH MECHANISM	1	388435	388435	C
15	INNER DOOR GASKET	1	389622-3	389622-4	
16	DELIVERY DOOR (REVERSIBLE)	1	1013076	1013076	
17	HINGE PIN	1	389985	389985	C
18	SELECTION PANEL ASSY (7 SELECT)	1	133508-3	133508-3	J
~	SELECTION PANEL ASSY (8 SELECT)	1	133508-1	133508-1	
19	SELECTION PANEL (7 SELECT)	1	133491-2	133491-2	
~	SELECTION PANEL (8 SELECT)	1	133491-1	133491-1	
20*	SELECTION BUTTON	A/R	388246	388246	
21	SOLD OUT LAMP	A/R	383991	383991	
22	LEAF SPRING (SHORT)	A/R	388725	388725	
23	SELECTION SWITCH	A/R	337576	337576	
24	LEAF SPRING (FORMED)	A/R	388836	388836	AD
25	SWITCH MOUNT PLATE	1	388258	388258	

NOTE: ITEM LETTER "HARDWARE" LISTED ON PAGE A-6.

* FOR FLAVOR LABELS, SEE PAGE A-15.

** LATCH MECHANISM REMOVED AFTER 1990. SEE PAGE B-17 FOR REPLACEMENT RAMP/CATCH.



"UNIVENDOR"® COGES OUTER DOOR-CURVED PEPSI

ITEM NO.	PART NAME & DESCRIPTION	REQ.	MODEL NUMBER →		ITEM LETTER
			392 - 406	470 - 490	
			PART NO.	PART NO.	
1	OUTER DOOR ASSEMBLY - 7 SEL	1	133507-68	133507-69	
~	OUTER DOOR ASSEMBLY - 8 SEL	1	133507-67	133507-66	
2	BUSHING - DOOR ASSEMBLY	2	388094	388094	NN,EE
3	SIGN CAP - TOP BOTTOM	2	1014986	1014986	CC
4	SIGN FRAME - LEFT/RIGHT	2	388125-2	388125	CC
5	SIGN FACE - SEE PAGE A-10	1	~	~	
6	EYELET TRIM	1	388271	388271	FF
7	DOOR RAIN GUARD	1	133647-2	133647-2	R
8	DOOR FRAME WELD - SEE PAGE J-2	1	~	~	
9	DOOR GUARD - SEE PAGE J-2	1	~	~	
10	SHROUD	1	134909	134909	
11	SELECTION PANEL ASS'Y - SEE PAGE J-2	1	~	~	
12	LOCK ASSEMBLY	1	~	~	
13	TRANSFORMER	1	389183	389183	
14	CREDIT RELAY	2	353343	353343	
15	SHEAR PANEL - MIDDLE	1	389834-1	389834-1	
16	TIE DOWN PANEL MOUNT	A/R	388359-1	388359-1	
17	DELIVERY HOPPER ASSEMBLY	1	133574-1	133574-1	N
18	BUMPER	2	1036912	1036912	CC
19	HINGE - INNER DOOR	2	388149	388149	CC
20	BACKING PLATE	1	388443	388443	
21	LIGHT ASSEMBLY - SEE PAGE B-15	1	~	~	
22	PLATE BILL CHUTE	1	389575	389575	
23	BILL CHUTE WELD	1	1006657	1006657	
24	LOCK - COIN BOX	1	377962-41	377962-41	
25	BILL BOX	1	134581	134581	
26	DOOR HARNESS - SEE PAGE A-4	1	~	~	
27	BILL BOX SPACER	3	1007157	1007157	
28	T-HANDLE ASSEMBLY	1	1018558	1018558	
29	LOCK ASSEMBLY	1	1018523	1018523	
30	T-HANDLE	1	387603	387603	
31	STUD	1	1028472	1028472	
32	PIN - STUD	1	387601	387601	
33	SPRING	2	389691	389691	
34	E-RETAINER RING	2	387719	387719	
35	RETAINER RING - HEAVY DUTY	1	388589	388589	
36	HEX FLAT WASHER	1	387600	387600	
37	FLAT WASHER	1	387718	387718	
38	LATCH HOUSING	1	387597	387597	
39	CARRIAGE BOLT	2	V329258-2	V329258-2	
40	HEX NUT	2	V800959	V800959	
41	FLEX-ACE LOCK	1	123298-3000	123298-3000	
42	KEY - SPECIFY # (NOT SHOWN)	1	~	~	
43	VAPOR SEAL	1	388132	388132	
44	WASHER - 1/2"	2	V801023	V801023	

NOTE: FOR LABELS AND DECALS SEE PAGE A-12 TO A-14.

NOTE: ITEM LETTER "HARDWARE" LISTED ON PAGE A-6